



(www.investorzone.in)

Documents Prerequisite before Opening Demat Account (Angel Broking):

1. Photo(**1 number**)
2. PAN Card(**Self Attested**)
3. Aadhaar Card(**Self Attested**)
4. Cheque(**Self Attested**)
5. Bank Statement 6 Month(**Self Attested**)

Account can be open **Online** or **Offline**. For Offline account opening please contact **Mr. Dinesh Gupta**, 08010009625. Co-Founder InvestorZone.

For online account opening we have framed a step by step guide to open a demat account with **Angel Broking**.

This is our promise that if you have scanned PAN Card and Bank Statement ready the **Demat Account can be opened in just 5 mintues.**

Investor Zone and Unlisted Zone

Address: 364, Sector 2C, Vasundhara, Ghaziabad, India 201012

Phone: +91-8010009625

Email: info@investorzone.in

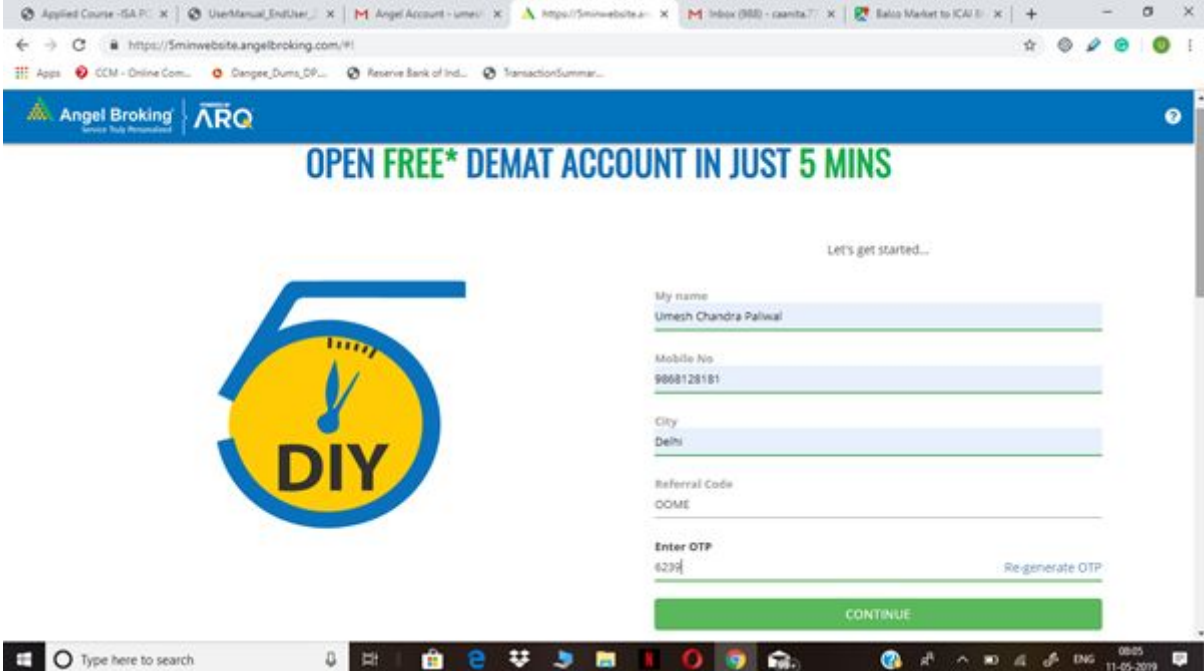
Website: www.investorzone.in

Step by Step Guide to Open Online Demat Account in 5 Minutes

Step 1

Click > <https://5minwebsite.angelbroking.com/Diykyc/SubbrokerLead?SbTag=T09NRO==>

After clicking the above link below mentioned page will appear.



The screenshot shows a web browser window displaying the Angel Broking website. The page features a blue header with the Angel Broking logo and the text 'OPEN FREE* DEMAT ACCOUNT IN JUST 5 MINS'. Below the header, there is a large yellow and blue 'DIY' logo on the left. On the right, a form titled 'Let's get started...' is displayed. The form fields are filled with the following information: My name: Umesh Chandra Palwal; Mobile No: 9968128181; City: Delhi; Referral Code: OOME; Enter OTP: 6239. A green 'CONTINUE' button is located at the bottom of the form. The browser's address bar shows the URL: https://5minwebsite.angelbroking.com/#1.

On this page you need to provide your personal details like **Name** , **Mobile Number** , and **City**. After filing all the details click on **Continue** and move to step 2.

Investor Zone and Unlisted Zone

Address: 364, Sector 2C, Vasundhara, Ghaziabad, India 201012


Phone: +91-8010009625

Email: info@investorzone.in

Website: www.investorzone.in

Step 2

In Step 2, below mentioned page will appear.



The screenshot shows a web browser window with the URL <https://5minwebsite.angelbroking.com/User/BankDetails#f>. The page header includes the Angel Broking logo and the ARO logo. The main content area is titled "Just a few more details" and contains the following form fields and options:

- PAN number:
- Enter Bank A/c Number:
- IFSC Code: Search
- Brokerage options: % Wise Brokerage Flat Brokerage
- Amount: ₹ 699 [Want to save ₹ 699?](#)
- Payment method options: Net Banking UPI, Credit Card, Debit Card, Paytm
- A green button labeled "PROCEED TO FUND TRANSFER"

On the right side of the form, there is a large yellow and blue logo with the text "DIY" and a stylized bird icon.

Here you need to fill PAN Number first. After submitting the PAN number, waits for 30 Sec. The screen may appear to be hanged but hold on the Angel Broking Software is verifying your PAN detail with NSDL server. After Verifying the PAN number the Green Colour “ ” tick will come.

Then enter your Bank Account Number and IFSC Code. After that it will ask to choose the plan. Click on “**Want to Save 699**”. After clicking you will get a dashboard of plans which Angel Broking is offering to its client.

Investor Zone and Unlisted Zone

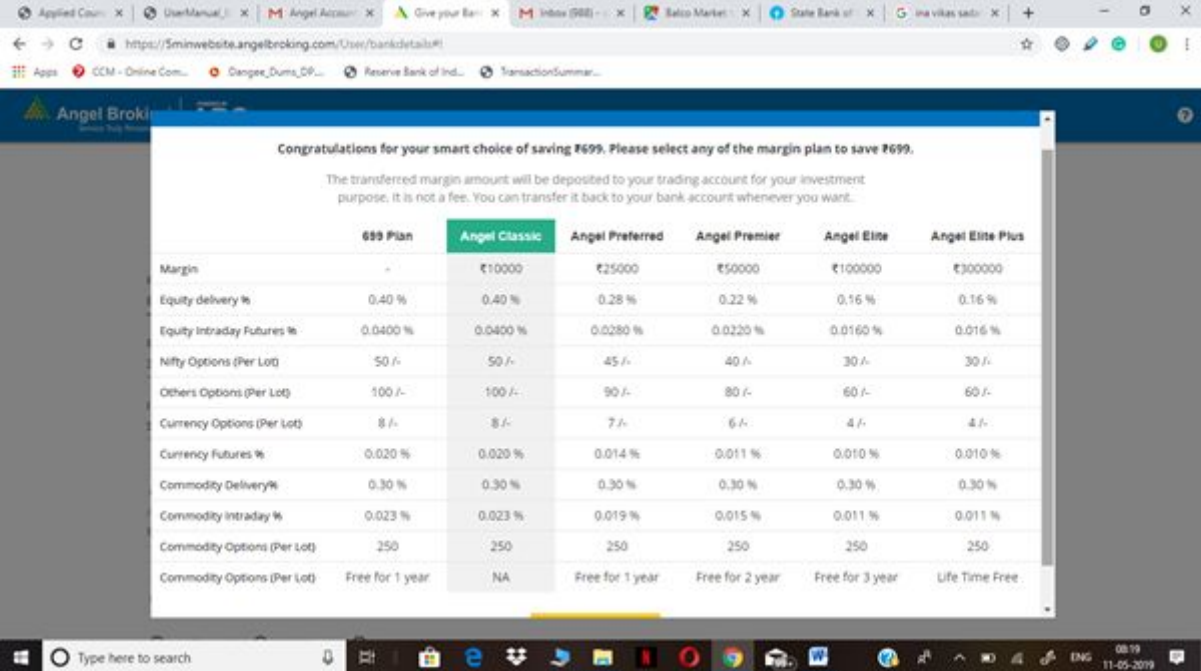
Address: 364, Sector 2C, Vasundhara, Ghaziabad, India 201012

Phone: +91-8010009625

Email: info@investorzone.in

Website: www.investorzone.in

Demat Opening Packages of Angel Broking



Congratulations for your smart choice of saving ₹699. Please select any of the margin plan to save ₹699.

The transferred margin amount will be deposited to your trading account for your investment purpose. It is not a fee. You can transfer it back to your bank account whenever you want.

	699 Plan	Angel Classic	Angel Preferred	Angel Premier	Angel Elite	Angel Elite Plus
Margin	-	₹10000	₹25000	₹50000	₹100000	₹300000
Equity delivery %	0.40 %	0.40 %	0.28 %	0.22 %	0.16 %	0.16 %
Equity Intraday Futures %	0.0400 %	0.0400 %	0.0280 %	0.0220 %	0.0160 %	0.016 %
Nifty Options (Per Lot)	50 /-	50 /-	45 /-	40 /-	30 /-	30 /-
Others Options (Per Lot)	100 /-	100 /-	90 /-	80 /-	60 /-	60 /-
Currency Options (Per Lot)	8 /-	8 /-	7 /-	6 /-	4 /-	4 /-
Currency Futures %	0.020 %	0.020 %	0.014 %	0.011 %	0.010 %	0.010 %
Commodity Delivery%	0.30 %	0.30 %	0.30 %	0.30 %	0.30 %	0.30 %
Commodity Intraday %	0.023 %	0.023 %	0.019 %	0.015 %	0.011 %	0.011 %
Commodity Options (Per Lot)	250	250	250	250	250	250
Commodity Options (Per Lot)	Free for 1 year	NA	Free for 1 year	Free for 2 year	Free for 3 year	Life Time Free.

Here you can choose a plan according to your need. After choosing a plan it will ask for payment. After successful payment it will take you to step 3.

Investor Zone and Unlisted Zone

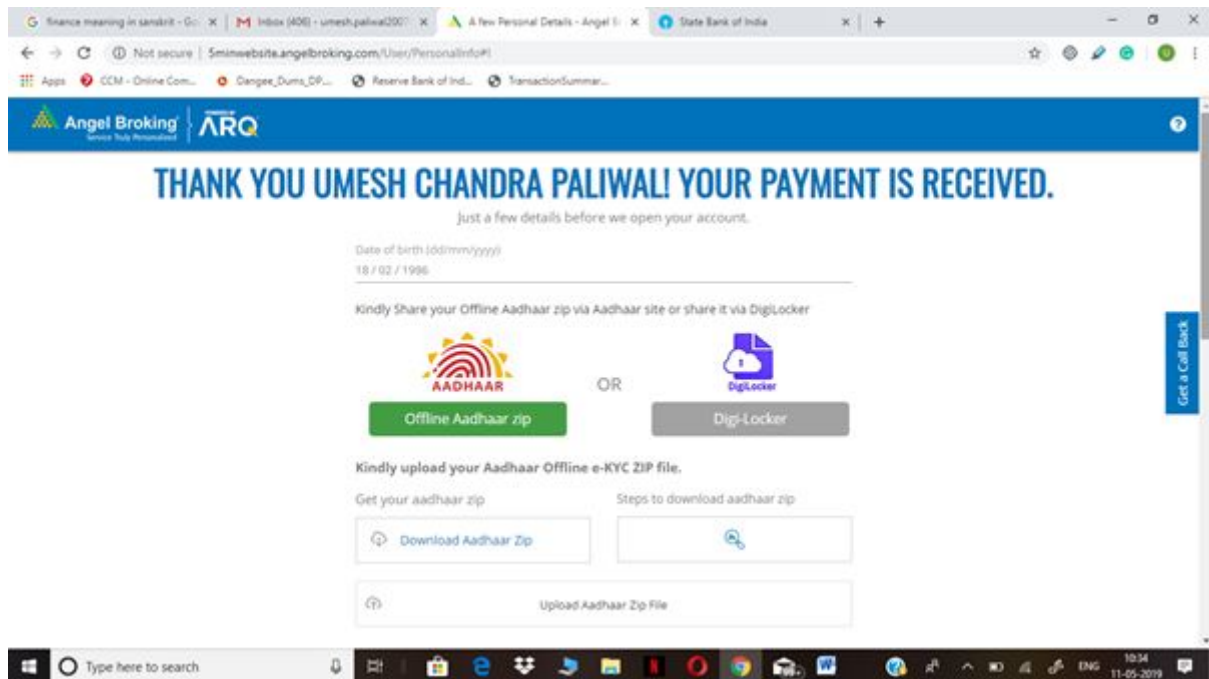
Address: 364, Sector 2C, Vasundhara, Ghaziabad, India 201012

Phone: +91-8010009625

Email: info@investorzone.in

Website: www.investorzone.in

Step 3



In Step 3, first it will ask for a Date of Birth. After Entering Date of Birth Angel Broking will verify your Aadhaar Number with two options:

1. Offline Aadhaar Zip
2. Digi Locker

Here we are showing Offline Aadhaar method to verify your Aadhaar Number.

Investor Zone and Unlisted Zone

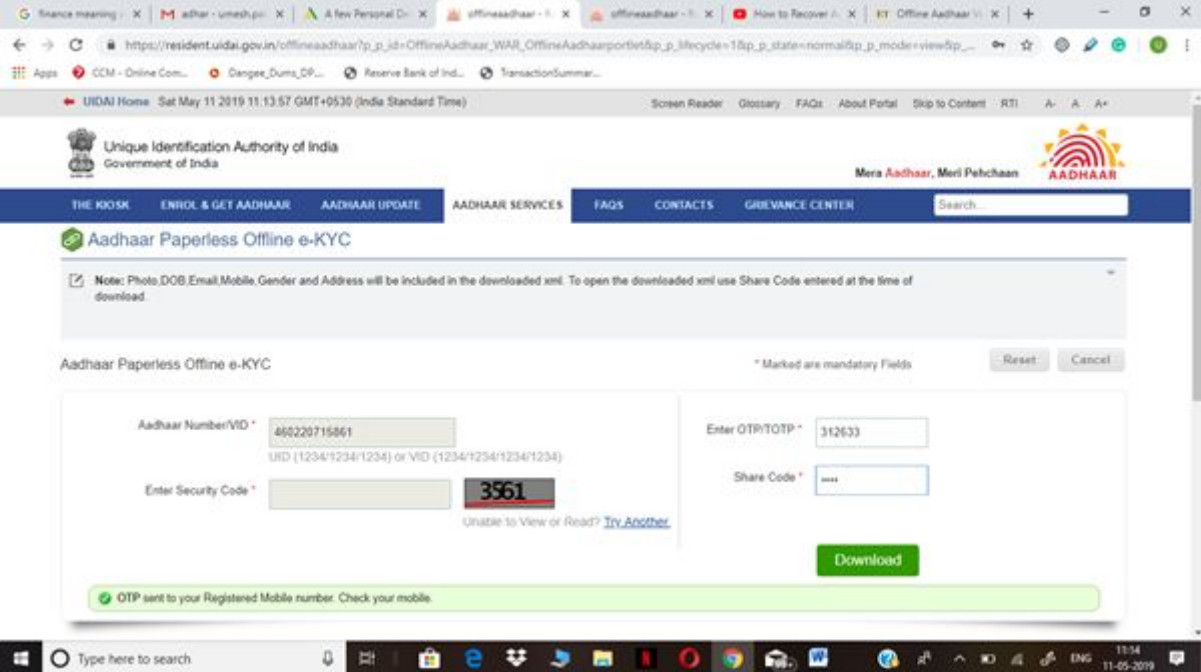
Address: 364, Sector 2C, Vasundhara, Ghaziabad, India 201012

Phone: +91-8010009625

Email: info@investorzone.in

Website: www.investorzone.in

After Clicking on “**Offline Aadhaar Zip**”, go to “**Download Aadhaar Zip**” which will take you to UIDAI Official Website.



Please fill up your Aadhaar Number and Security code and click Submit. Then One Time Password will be sent to the mobile number registered with Aadhaar. After entering OTP and Share Code (**Choose any code as per your choice**) **Click on Download.**

On successful submission, a password-protected ZIP file containing the XML file will be downloaded on your computer/laptop. **To open the downloaded xml use Share Code entered at the time of download.**

Investor Zone and Unlisted Zone

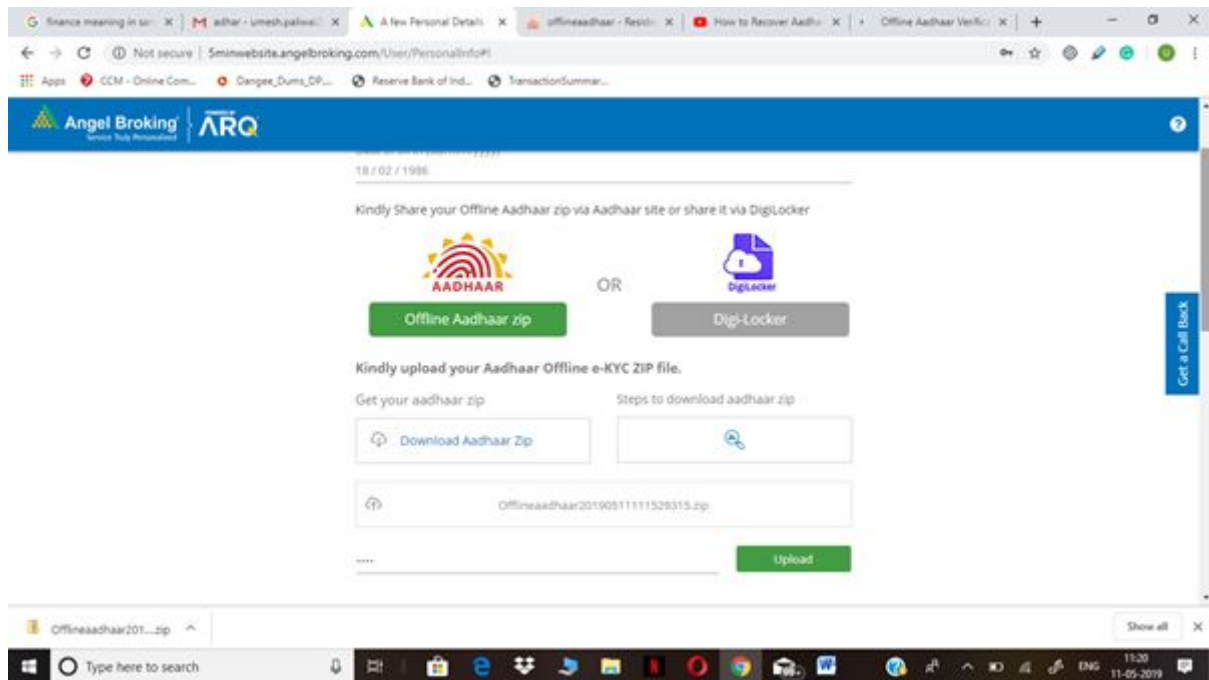
Address: 364, Sector 2C, Vasundhara, Ghaziabad, India 201012

Phone: +91-8010009625

Email: info@investorzone.in

Website: www.investorzone.in

Go back to the page again and upload this Aadhaar Zip file along with “**Share Code**” as password.



After that fill your personal details like Father Name, Marital Status, Trading Experience, and Income Information.

Then **Click Continue** and it will take you to step 4.

Investor Zone and Unlisted Zone

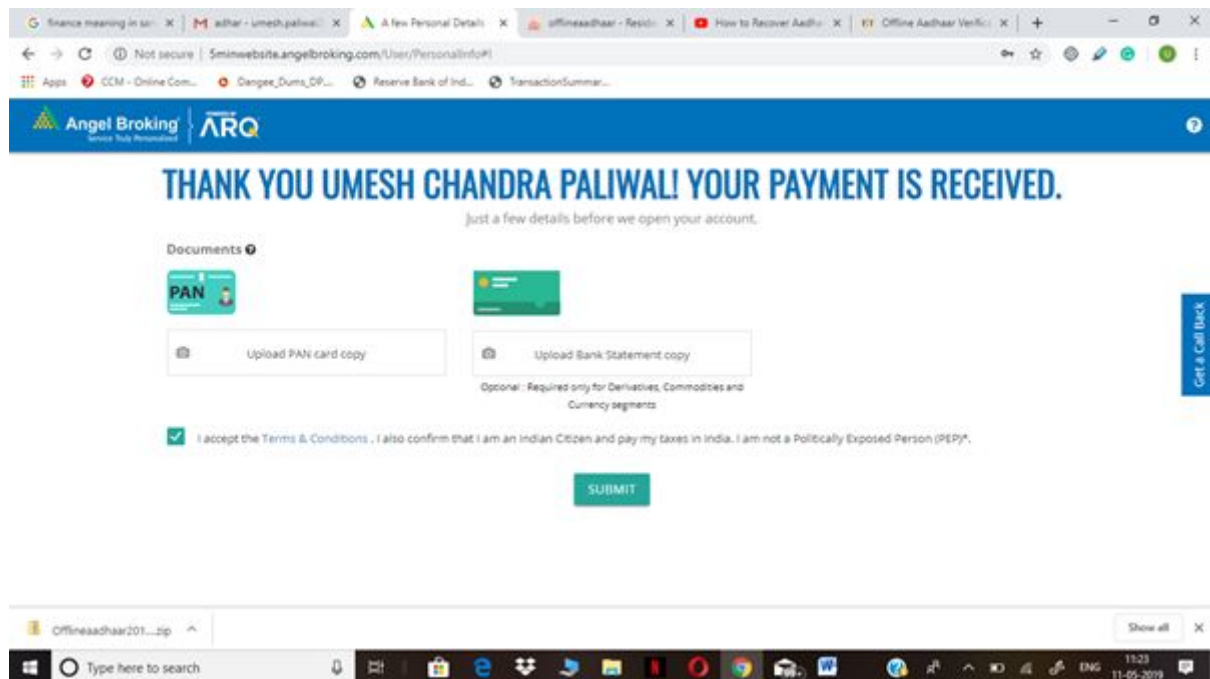
Address: 364, Sector 2C, Vasundhara, Ghaziabad, India 201012

Phone: +91-8010009625

Email: info@investorzone.in

Website: www.investorzone.in

Step 4



In Step 4, it will ask for uploading **PAN card** and **Bank Statement Copy** (last 6 months), Once you successfully upload both the documents, it will take you for “**Final Review**”. Please verify all the information and click submit.

Then it will take you the NSDL website where you need to provide Aadhaar Number and have to give your consent to use your Aadhaar Number for account opening purpose. Then click on Request OTP and after getting an OTP enter it and submit.

Finally a POA (**Power Of Attorney**) will be sent to your E-mail ID. Please download a POA and sign it. Book the appointment with the Angel Broking representative. He will come and collect the POA.

That is it!! You are done!! You have become a part of Angel Broking Family!!

[Investor Zone and Unlisted Zone](#)

Address: 364, Sector 2C, Vasundhara, Ghaziabad, India 201012

Phone: +91-8010009625

Email: info@investorzone.in

Website: www.investorzone.in

Your user name and password to access Angel Broking Trading platform will be communicated to your mobile within 2-6 hrs.

Share it!! Use it!! Spread it!!

Investor Zone and Unlisted Zone

Address: 364, Sector 2C, Vasundhara, Ghaziabad, India 201012

Phone: +91-8010009625

Email: info@investorzone.in

Website: www.investorzone.in