

Ref No.: UTI/AMC/CS/SE/2020-21/001

Date: September 28, 2020

General Manager

Listing Department
BSE Limited
P.J. Tower, Dalal Street
Mumbai 400 001


Vice President

Listing Department
National Stock Exchange of India Limited
'Exchange Plaza', Bandra-Kurla Complex
Bandra (East), Mumbai 400 051

Re: Initial public offer of equity shares of ₹ 10 each ("Equity Shares") through the book-building route, by UTI Asset Management Company Limited (the "Company")

The IPO Committee of the Board of Directors of the Company at its meeting held on September 28, 2020, in consultation with Kotak Mahindra Capital Company Limited, Axis Capital Limited, Citigroup Global Markets India Private Limited, DSP Merrill Lynch Limited, ICICI Securities Limited, JM Financial Limited and SBI Capital Markets Limited (the "**Book Running Lead Managers**"), has finalized allocation of 1,16,36,124 Equity Shares in aggregate, to Anchor Investors at the Anchor Investor Allocation Price of ₹554/- per Equity Share (including share premium of ₹ 544/- per Equity Share) in the following manner:

Sr. No.	Name of Anchor Investor	No. of Equity Shares allocated	Percentage of the Anchor Investor Portion (%)	Total Amount Allocated (₹)
1.	ADITYA BIRLA SUN LIFE TRUSTEE PRIVATE LIMITED A/C ADITYA BIRLA SUN LIFE SMALL CAP FUND	3,60,153	3.10%	19,95,24,762.00
2.	ADITYA BIRLA SUN LIFE TRUSTEE PRIVATE LIMITED A/C ADITYA BIRLA SUN LIFE DIVIDEND YIELD FUND	49,113	0.42%	2,72,08,602.00
3.	ADITYA BIRLA SUN LIFE TRUSTEE PRIVATE LIMITED A/C ADITYA BIRLA SUN LIFE MIDCAP FUND	1,65,348	1.42%	9,16,02,792.00
4.	ADITYA BIRLA SUN LIFE TRUSTEE PRIVATE LIMITED A/C ADITYA BIRLA SUN LIFE INDIA GENNEXT FUND	73,656	0.63%	4,08,05,424.00
5.	ADITYA BIRLA SUN LIFE TRUSTEE PRIVATE LIMITED A/C ADITYA BIRLA SUN LIFE RESURGENT INDIA FUND - SERIES 6	2,52,099	2.17%	13,96,62,846.00



Sr. No.	Name of Anchor Investor	No. of Equity Shares allocated	Percentage of the Anchor Investor Portion (%)	Total Amount Allocated (₹)
6.	INVESCO TRUSTEE PRIVATE LIMITED-A/C INVESCO INDIA FOCUSED 20 EQUITY FUND	3,20,004	2.75%	17,72,82,216.00
7.	ITPL - INVESCO INDIA PSU EQUITY FUND .	64,989	0.56%	3,60,03,906.00
8.	ITPL - INVESCO INDIA BANKING FUND REGMF-RBF	95,013	0.82%	5,26,37,202.00
9.	INVESCO TRUSTEE PRIVATE LIMITED-A/C INVESCO INDIA SMALLCAP FUND INTISMCFD	2,04,282	1.76%	11,31,72,228.00
10.	SUNDARAM MUTUAL FUND A/C SUNDARAM MID CAP FUND	4,26,600	3.67%	23,63,36,400.00
11.	SUNDARAM MUTUAL FUND A/C SUNDARAM SERVICES FUND	89,100	0.77%	4,93,61,400.00
12.	SUNDARAM MUTUAL FUND A/C SUNDARAM BALANCED ADVANTAGE FUND	51,300	0.44%	2,84,20,200.00
13.	SUNDARAM MUTUAL FUND A/C SUNDARAM EQUITY FUND	47,061	0.40%	2,60,71,794.00
14.	SUNDARAM MUTUAL FUND A/C SUNDARAM FINANCIAL SERVICES OPPORTUNITIES FUND	16,200	0.14%	89,74,800.00
15.	SUNDARAM INDIA MIDCAP FUND	90,261	0.78%	5,00,04,594.00
16.	AVENDUS ABSOLUTE RETURN FUND	90,261	0.78%	5,00,04,594.00
17.	TARA EMERGING ASIA LIQUID FUND	90,261	0.78%	5,00,04,594.00
18.	CANARA ROBECO MUTUAL FUND A/C CANARA ROBECO EQUITY TAX SAVER FUND	2,16,108	1.86%	11,97,23,832.00
19.	CANARA ROBECO MUTUAL FUND A/C CANARA ROBECO CONSUMER TRENDS FUND	1,08,054	0.93%	5,98,61,916.00
20.	CANARA ROBECO MUTUAL FUND A/C CANARA ROBECO EQUITY DIVERSIFIED FUND	3,60,126	3.09%	19,95,09,804.00
21.	GOLDMAN SACHS (SINGAPORE) PTE. - ODI	90,261	0.78%	5,00,04,594.00
22.	NOMURA SINGAPORE LIMITED ODI	90,261	0.78%	5,00,04,594.00

J



Sr. No.	Name of Anchor Investor	No. of Equity Shares allocated	Percentage of the Anchor Investor Portion (%)	Total Amount Allocated (₹)
23.	HSBC GLOBAL INVESTMENT FUNDS - INDIAN EQUITY	4,98,852	4.29%	27,63,64,008.00
24.	HSBC GLOBAL INVESTMENT FUNDS - ASIA EX JAPAN EQUITY	4,01,517	3.45%	22,24,40,418.00
25.	KOTAK FUNDS - INDIA MIDCAP FUND	3,60,153	3.10%	19,95,24,762.00
26.	HSBC FOCUSED EQUITY FUND	90,920	0.78%	5,03,69,680.00
27.	HSBC LARGE AND MID CAP EQUITY FUND	62,131	0.53%	3,44,20,574.00
28.	HSBC SMALL CAP EQUITY FUND	27,012	0.23%	1,49,64,648.00
29.	PGIM INDIA TRUSTEES PRIVATE LIMITED A/C PGIM INDIA LARGE CAP FUND	45,130	0.39%	2,50,02,020.00
30.	PGIM INDIA TRUSTEES PRIVATE LIMITED A/C PGIM INDIA HYBRID EQUITY FUND	36,099	0.31%	1,99,98,846.00
31.	PGIM INDIA TRUSTEES PRIVATE LIMITED A/C PGIM INDIA EQUITY SAVINGS FUND	9,032	0.08%	50,03,728.00
32.	HDFC SMALL CAP FUND	4,86,000	4.18%	26,92,44,000.00
33.	HDFC TRUSTEE COMPANY LTD. A/C HDFC CAPITAL BUILDER VALUE FUND	3,60,369	3.10%	19,96,44,426.00
34.	HDFC TRUSTEE COMPANY LTD. A/C HDFC MULTI-ASSET FUND	54,000	0.46%	2,99,16,000.00
35.	KOTAK TAX SAVER SCHEME	80,028	0.69%	4,43,35,512.00
36.	KOTAK SMALL CAP FUND	1,20,042	1.03%	6,65,03,268.00
37.	KOTAK BALANCED ADVANTAGE FUND	80,055	0.69%	4,43,50,470.00
38.	KOTAK INDIA EQ CONTRA FUND	40,014	0.34%	2,21,67,756.00
39.	KOTAK DEBT HYBRID	40,014	0.34%	2,21,67,756.00
40.	EDELWEISS MULTI STRATEGY INVESTMENT TRUST - EDELWEISS ALTERNATIVE EQUITY SCHEME	1,80,090	1.55%	9,97,69,860.00
41.	ELARA INDIA OPPORTUNITIES FUND LIMITED	2,70,324	2.32%	14,97,59,496.00

J



Sr. No.	Name of Anchor Investor	No. of Equity Shares allocated	Percentage of the Anchor Investor Portion (%)	Total Amount Allocated (₹)
42.	KOTAK MAHINDRA LIFE INSURANCE COMPANY LTD.	1,80,063	1.55%	9,97,54,902.00
43.	EDELWEISS ALTERNATIVE INVESTMENT OPPORTUNITIES TRUST-EDELWEISS CROSSOVER OPPORTUNITIES FUND-SERIES II	1,80,063	1.55%	9,97,54,902.00
44.	BNP PARIBAS MUTUAL FUND AC BNP PARIBAS MULTI CAP FUND	95,094	0.82%	5,26,82,076.00
45.	BNP PARIBAS MUTUAL FUND AC BNP PARIBAS SUBSTANTIAL EQUITY HYBRID FUND	84,996	0.73%	4,70,87,784.00
46.	VALEO GLOBAL FUND	90,262	0.78%	5,00,05,148.00
47.	HDFC LIFE INSURANCE COMPANY LIMITED	4,50,171	3.87%	24,93,94,734.00
48.	MAX LIFE INSURANCE CO LTD A/C PARTICIPATING FUND	1,80,063	1.55%	9,97,54,902.00
49.	MAHINDRA MANULIFE MID CAP UNNATI YOJANA	1,35,608	1.17%	7,51,26,832.00
50.	MAHINDRA MANULIFE TOP 250 NIVESH YOJANA	44,685	0.38%	2,47,55,490.00
51.	JM FINANCIAL MUTUAL FUND-JM VALUE FUND	35,195	0.30%	1,94,98,030.00
52.	JM FINANCIAL MUTUAL FUND - JM MULTICAP FUND	55,066	0.47%	3,05,06,564.00
53.	MORGAN STANLEY ASIA (SINGAPORE) PTE. - ODI	2,70,783	2.33%	15,00,13,782.00
54.	RELIANCE CAPITAL TRUSTEE CO LTD-A/C NIPPON INDIA BALANCED ADVANTAGE FUND	1,80,063	1.55%	9,97,54,902.00
55.	RELIANCE CAPITAL TRUSTEE CO LTD-A/C NIPPON INDIA - INDIA OPPORTUNITIES FUND - SERIES A	3,60,153	3.10%	19,95,24,762.00
56.	RELIANCE CAPITAL TRUSTEE CO LTD-A/C NIPPON INDIA VALUE FUND	3,60,153	3.10%	19,95,24,762.00
57.	ICICI PRUDENTIAL EQUITY & DEBT FUND	7,20,306	6.19%	39,90,49,524.00
58.	ICICI PRUDENTIAL VALUE FUND - SERIES 19	1,80,063	1.55%	9,97,54,902.00

(Handwritten Signature)



Sr. No.	Name of Anchor Investor	No. of Equity Shares allocated	Percentage of the Anchor Investor Portion (%)	Total Amount Allocated (₹)
59.	ICICI PRUDENTIAL MULTICAP FUND	4,50,198	3.87%	24,94,09,692.00
60.	MIRAE ASSET MIDCAP FUND MIRAEAMF	3,61,017	3.10%	20,00,03,418.00
61.	MIRAE ASSET HYBRID - EQUITY FUND	2,69,244	2.31%	14,91,61,176.00
62.	IIFL SPECIAL OPPORTUNITIES FUND - SERIES 4	1,80,063	1.55%	9,97,54,902.00
63.	PRINCIPAL TRUSTEE COMPANY PVT LTD A/C PRINCIPAL MUTUAL FUND - PRINCIPAL EQUITY SAVINGS FUND	34,290	0.29%	1,89,96,660.00
64.	PRINCIPAL MIDCAP FUND	45,117	0.39%	2,49,94,818.00
65.	PRINCIPAL TRUSTEE COMPANY PVT LTD A/C PRINCIPAL MUTUAL FUND - PRINCIPAL PERSONAL TAX SAVER FUND	4,050	0.03%	22,43,700.00
66.	PRINCIPAL TRUSTEE COMPANY PVT LTD A/C PRINCIPAL MUTUAL FUND - PRINCIPAL TAX SAVINGS FUND	6,804	0.06%	37,69,416.00
67.	CANARA HSBC ORIENTAL BANK OF COMMERCE LIFE INSURANCE COMPANY LTD	90,261	0.78%	5,00,04,594.00
	TOTAL	1,16,36,124	100.00%	6,44,64,12,696


Out of the total allocation of 1,16,36,124 Equity Shares to the Anchor Investors, 78,52,154 Equity Shares were allocated to 15 domestic mutual funds through a total of 49 schemes. Set forth below is a scheme-wise details of mutual funds:

Sr. No.	Name of the Mutual Fund Scheme	No. of Equity Shares allocated	Percentage of the Anchor Investor Portion (%)	Total Amount Allocated (₹)
1.	ADITYA BIRLA SUN LIFE TRUSTEE PRIVATE LIMITED A/C ADITYA BIRLA SUN LIFE SMALL CAP FUND	3,60,153	3.10%	19,95,24,762.00
2.	ADITYA BIRLA SUN LIFE TRUSTEE PRIVATE LIMITED A/C ADITYA BIRLA SUN LIFE DIVIDEND YIELD FUND	49,113	0.42%	2,72,08,602.00

S



Sr. No.	Name of the Mutual Fund Scheme	No. of Equity Shares allocated	Percentage of the Anchor Investor Portion (%)	Total Amount Allocated (₹)
3.	ADITYA BIRLA SUN LIFE TRUSTEE PRIVATE LIMITED A/C ADITYA BIRLA SUN LIFE MIDCAP FUND	1,65,348	1.42%	9,16,02,792.00
4.	ADITYA BIRLA SUN LIFE TRUSTEE PRIVATE LIMITED A/C ADITYA BIRLA SUN LIFE INDIA GENNEXT FUND	73,656	0.63%	4,08,05,424.00
5.	ADITYA BIRLA SUN LIFE TRUSTEE PRIVATE LIMITED A/C ADITYA BIRLA SUN LIFE RESURGENT INDIA FUND - SERIES 6	2,52,099	2.17%	13,96,62,846.00
6.	INVESCO TRUSTEE PRIVATE LIMITED-A/C INVESCO INDIA FOCUSED 20 EQUITY FUND	3,20,004	2.75%	17,72,82,216.00
7.	ITPL - INVESCO INDIA PSU EQUITY FUND .	64,989	0.56%	3,60,03,906.00
8.	ITPL - INVESCO INDIA BANKING FUND REGMF-RBF	95,013	0.82%	5,26,37,202.00
9.	INVESCO TRUSTEE PRIVATE LIMITED-A/C INVESCO INDIA SMALLCAP FUND INTISMCFD	2,04,282	1.76%	11,31,72,228.00
10.	SUNDARAM MUTUAL FUND A/C SUNDARAM MID CAP FUND	4,26,600	3.67%	23,63,36,400.00
11.	SUNDARAM MUTUAL FUND A/C SUNDARAM SERVICES FUND	89,100	0.77%	4,93,61,400.00
12.	SUNDARAM MUTUAL FUND A/C SUNDARAM BALANCED ADVANTAGE FUND	51,300	0.44%	2,84,20,200.00
13.	SUNDARAM MUTUAL FUND A/C SUNDARAM EQUITY FUND	47,061	0.40%	2,60,71,794.00
14.	SUNDARAM MUTUAL FUND A/C SUNDARAM FINANCIAL SERVICES OPPORTUNITIES FUND	16,200	0.14%	89,74,800.00
15.	CANARA ROBECO MUTUAL FUND A/C CANARA ROBECO EQUITY TAX SAVER FUND	2,16,108	1.86%	11,97,23,832.00
16.	CANARA ROBECO MUTUAL FUND A/C CANARA ROBECO CONSUMER TRENDS FUND	1,08,054	0.93%	5,98,61,916.00



Sr. No.	Name of the Mutual Fund Scheme	No. of Equity Shares allocated	Percentage of the Anchor Investor Portion (%)	Total Amount Allocated (₹)
17.	CANARA ROBECO MUTUAL FUND A/C CANARA ROBECO EQUITY DIVERSIFIED FUND	3,60,126	3.09%	19,95,09,804.00
18.	HSBC FOCUSED EQUITY FUND	90,920	0.78%	5,03,69,680.00
19.	HSBC LARGE AND MID CAP EQUITY FUND	62,131	0.53%	3,44,20,574.00
20.	HSBC SMALL CAP EQUITY FUND	27,012	0.23%	1,49,64,648.00
21.	PGIM INDIA TRUSTEES PRIVATE LIMITED A/C PGIM INDIA LARGE CAP FUND	45,130	0.39%	2,50,02,020.00
22.	PGIM INDIA TRUSTEES PRIVATE LIMITED A/C PGIM INDIA HYBRID EQUITY FUND	36,099	0.31%	1,99,98,846.00
23.	PGIM INDIA TRUSTEES PRIVATE LIMITED A/C PGIM INDIA EQUITY SAVINGS FUND	9,032	0.08%	50,03,728.00
24.	HDFC SMALL CAP FUND	4,86,000	4.18%	26,92,44,000.00
25.	HDFC TRUSTEE COMPANY LTD. A/C HDFC CAPITAL BUILDER VALUE FUND	3,60,369	3.10%	19,96,44,426.00
26.	HDFC TRUSTEE COMPANY LTD. A/C HDFC MULTI-ASSET FUND	54,000	0.46%	2,99,16,000.00
27.	KOTAK TAX SAVER SCHEME	80,028	0.69%	4,43,35,512.00
28.	KOTAK SMALL CAP FUND	1,20,042	1.03%	6,65,03,268.00
29.	KOTAK BALANCED ADVANTAGE FUND	80,055	0.69%	4,43,50,470.00
30.	KOTAK INDIA EQ CONTRA FUND	40,014	0.34%	2,21,67,756.00
31.	KOTAK DEBT HYBRID	40,014	0.34%	2,21,67,756.00
32.	BNP PARIBAS MUTUAL FUND AC BNP PARIBAS MULTI CAP FUND	95,094	0.82%	5,26,82,076.00
33.	BNP PARIBAS MUTUAL FUND AC BNP PARIBAS SUBSTANTIAL EQUITY HYBRID FUND	84,996	0.73%	4,70,87,784.00
34.	MAHINDRA MANULIFE MID CAP UNNATI YOJANA	1,35,608	1.17%	7,51,26,832.00

S



Sr. No.	Name of the Mutual Fund Scheme	No. of Equity Shares allocated	Percentage of the Anchor Investor Portion (%)	Total Amount Allocated (₹)
35.	MAHINDRA MANULIFE TOP 250 NIVESH YOJANA	44,685	0.38%	2,47,55,490.00
36.	JM FINANCIAL MUTUAL FUND-JM VALUE FUND	35,195	0.30%	1,94,98,030.00
37.	JM FINANCIAL MUTUAL FUND - JM MULTICAP FUND	55,066	0.47%	3,05,06,564.00
38.	RELIANCE CAPITAL TRUSTEE CO LTD-A/C NIPPON INDIA BALANCED ADVANTAGE FUND	1,80,063	1.55%	9,97,54,902.00
39.	RELIANCE CAPITAL TRUSTEE CO LTD-A/C NIPPON INDIA - INDIA OPPORTUNITIES FUND - SERIES A	3,60,153	3.10%	19,95,24,762.00
40.	RELIANCE CAPITAL TRUSTEE CO LTD-A/C NIPPON INDIA VALUE FUND	3,60,153	3.10%	19,95,24,762.00
41.	ICICI PRUDENTIAL EQUITY & DEBT FUND	7,20,306	6.19%	39,90,49,524.00
42.	ICICI PRUDENTIAL VALUE FUND - SERIES 19	1,80,063	1.55%	9,97,54,902.00
43.	ICICI PRUDENTIAL MULTICAP FUND	4,50,198	3.87%	24,94,09,692.00
44.	MIRAE ASSET MIDCAP FUND MIRAEAMF	3,61,017	3.10%	20,00,03,418.00
45.	MIRAE ASSET HYBRID - EQUITY FUND	2,69,244	2.31%	14,91,61,176.00
46.	PRINCIPAL TRUSTEE COMPANY PVT LTD A/C PRINCIPAL MUTUAL FUND - PRINCIPAL EQUITY SAVINGS FUND	34,290	0.29%	1,89,96,660.00
47.	PRINCIPAL MIDCAP FUND	45,117	0.39%	2,49,94,818.00
48.	PRINCIPAL TRUSTEE COMPANY PVT LTD A/C PRINCIPAL MUTUAL FUND - PRINCIPAL PERSONAL TAX SAVER FUND	4,050	0.03%	22,43,700.00
49.	PRINCIPAL TRUSTEE COMPANY PVT LTD A/C PRINCIPAL MUTUAL FUND - PRINCIPAL TAX SAVINGS FUND	6,804	0.06%	37,69,416.00
	TOTAL	78,52,154	67.48%	4,35,00,93,316


We request you to make the above information public by disclosing the same on your website.



All capitalized terms used and not defined herein shall have the respective meanings assigned to them in the Red Herring Prospectus dated September 21, 2020, read along with addendum or corrigenda thereto, if any.


Thanking you,

For UTI Asset Management Company Limited



Arvind Patkar

Company Secretary and Compliance Officer



cc:

Securities and Exchange Board of India

Corporation Finance Department

Division of Issues and Listing

SEBI Bhavan, Plot No. C4-A

'G' Block, Bandra Kurla Complex

Bandra (East) Mumbai 400 051