


BASIS OF ALLOCATION - BOOK BUILT PORTION FOR SHAREHOLDER CATEGORY


Public Offer of 137149314 equity shares of Rs 10/- each (comprising of a Fresh Issue of 6622516 and an Offer for Sale of 130526798 equity shares) issued for cash at a price of Rs 755/- per equity share

NAME OF THE COMPANY : SBI Cards and Payment Services Limited

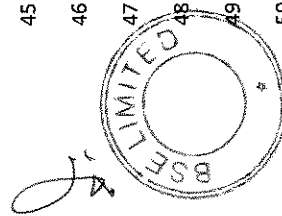
(1) No. of allottees per Rs.1 Lakh of Offer :		67.21		(2) Subscription as multiple of offer :		23.211030		Subscription List								
		Number of Shares		Face value Rs.		Issue Price Rs.		Amount (Face value)								
		137149314		10		755/-		1371493140								
		13052680		10		755/-		130526800								
		13052680		10		755/-		130526800								
		13052680		10		755/-		130526800								
(i)	Shares issued vide Offer Document dated 18-02-2020									Opening :	02-03-2020					
(ii)	Net quantum available for allotment									Closing :	05-03-2020					
(iii)	Net quantum available for allotment															
S.No	No. of Shares applied for (Category wise)	Number of applications received	% to total	Total No. of Shares applied in each category	% to total	Proportion to shares available	Allocation per Applicant	Before rounding	After rounding	Ratio of allottees to applicants	Serial Number of Qualifying applicants	Number of successful applicants (after rounding off)	% to total	Total No. of Shares allocated/ allotted	% to total	Surplus/ Deficit
(1)	(2)	(3)	(4)	(5)	(6)	(7)	(8)	(9)	(10)	(11)	(12)	(13)	(14)	(15)	(16)	(17)
1	19	259463	52.42	4929797	1.63	212391	0.82	19.00	19.00	19	441 Annexure-IV	11179	12.74	212401	1.63	10
2	38	53698	10.85	2040524	0.67	87912	1.64	19.00	19.00	28	325 Annexure-IV	4626	5.27	87894	0.67	-18
3	57	25741	5.20	1467237	0.48	63213	2.46	19.00	19.00	19	147 Annexure-IV	3327	3.79	63213	0.48	0
4	76	14484	2.93	1100784	0.36	47425	3.27	19.00	19.00	5	29 Annexure-IV	2497	2.85	47443	0.36	18
5	95	14241	2.88	1352895	0.45	58287	4.09	19.00	19.00	14	65 Annexure-IV	3067	3.50	58273	0.45	-14
6	114	9489	1.92	1081746	0.36	46605	4.91	19.00	19.00	23	89 Annexure-IV	2452	2.80	46588	0.36	-17
7	133	11732	2.37	1560356	0.52	67225	5.73	19.00	19.00	19	63 Annexure-IV	3538	4.03	67222	0.52	-3
8	152	3809	0.77	578968	0.19	24944	6.55	19.00	19.00	10	29 Annexure-IV	1313	1.50	24947	0.19	3
9	171	2590	0.52	442890	0.15	19081	7.37	19.00	19.00	19	49 Annexure-IV	1004	1.14	19076	0.15	-5
10	190	6816	1.38	1295040	0.43	55794	8.19	19.00	19.00	28	65 Annexure-IV	2936	3.35	55784	0.43	-10
11	209	2684	0.54	560956	0.19	24168	9.00	19.00	19.00	46	97 Annexure-IV	1273	1.45	24187	0.19	19
12	228	22041	4.45	5025348	1.66	216507	9.82	19.00	19.00	61	118 Annexure-IV	11394	12.99	216486	1.66	-21
13	247	65445	13.22	16164915	5.34	696432	10.64	19.00	19.00	261	466 Annexure-IV	36655	41.78	696445	5.34	13




S.No	No. of Shares applied for (Category wise)	(1)	(2)	(3)	(4)	(5)	(6)	(7)	Allocation per		(9)	(10)	(11)	(12)	(13)	(14)	(15)	(16)
									Propor - tionate shares available	Applicant Before rounding off								
14	266	461	0.09	122626	0.04	5283	11.46	19.00	26	43	Annexure-IV	279	0.32	5301	0.04	18		
15	285	139	0.03	39615	0.01	1707	12.28	19.00	9	14	Annexure-IV	89	0.10	1691	0.01	-16		
16	304	43	0.01	13072	0.00	563	13.09	19.00	29	43	Annexure-IV	29	0.03	551	0.00	-12		
17	323	17	0.00	5491	0.00	237	13.94	19.00	12	17	Annexure-IV	12	0.01	228	0.00	-9		
18	342	23	0.00	7866	0.00	339	14.74	19.00	18	23	Annexure-IV	18	0.02	342	0.00	3		
19	361	10	0.00	3610	0.00	156	15.60	19.00	4	5	Annexure-IV	8	0.01	152	0.00	-4		
20	380	81	0.02	30780	0.01	1326	16.37	19.00	69	81	Annexure-IV	69	0.08	1311	0.01	-15		
21	399	42	0.01	16758	0.01	722	17.19	19.00	19	21	Annexure-IV	38	0.04	722	0.01	0		
22	418	10	0.00	4180	0.00	180	18.00	19.00	9	10	Annexure-IV	9	0.01	171	0.00	-9		
23	437	7	0.00	3059	0.00	132	18.86	19.00	1	1		7	0.01	133	0.00	1		
24	456	7	0.00	3192	0.00	138	19.71	20.00	1	1		7	0.01	140	0.00	2		
25	475	26	0.01	12350	0.00	532	20.46	20.00	1	1		26	0.03	520	0.00	-12		
26	494	19	0.00	9386	0.00	404	21.26	21.00	1	1		19	0.02	399	0.00	-5		
27	513	30	0.01	15390	0.01	663	22.10	22.00	1	1		30	0.03	660	0.01	-3		
28	532	37	0.01	19684	0.01	848	22.92	23.00	1	1		37	0.04	851	0.01	3		
29	551	6	0.00	3306	0.00	142	23.67	24.00	1	1		6	0.01	144	0.00	2		
30	570	38	0.01	21660	0.01	933	24.55	25.00	1	1		38	0.04	950	0.01	17		
31	589	12	0.00	7068	0.00	305	25.42	25.00	1	1		12	0.01	300	0.00	-5		
32	608	5	0.00	3040	0.00	131	26.20	26.00	1	1		5	0.01	130	0.00	-1		
33	627	7	0.00	4389	0.00	189	27.00	27.00	1	1		7	0.01	189	0.00	0		




S.No	No. of Shares applied for (Category wise)	Number of applications received	% to total	Total No. of Shares applied in each category	% to total	Proportion - shares available	Allocation per Applicant		Ratio of allottees to applicants	Serial Number of Qualifying applicants	Number of successful applicants (after round off)	Total No. of Shares		% Surplus/ Deficit	
							Before rounding off	After rounding off				allocated/ allotted	% to total		
(1)	(2)	(3)	(4)	(5)	(6)	(7)	(8)	(9)	(10)	(11)	(12)	(13)	(14)	(15)	(16)
34	646	70	0.01	45220	0.01	1948	27.83	28.00	1	1	70	0.08	1960	0.02	12
35	665	75	0.02	49875	0.02	2149	28.65	29.00	1	1	75	0.09	2175	0.02	26
36	684	4	0.00	2736	0.00	118	29.50	30.00	1	1	4	0.00	120	0.00	2
37	703	8	0.00	5624	0.00	242	30.25	30.00	1	1	8	0.01	240	0.00	-2
38	722	6	0.00	4332	0.00	187	31.17	31.00	1	1	6	0.01	186	0.00	-1
39	741	6	0.00	4446	0.00	192	32.00	32.00	1	1	6	0.01	192	0.00	0
40	760	23	0.00	17480	0.01	753	32.74	33.00	1	1	23	0.03	759	0.01	6
41	779	11	0.00	8569	0.00	369	33.55	34.00	1	1	11	0.01	374	0.00	5
42	798	20	0.00	15960	0.01	688	34.40	34.00	1	1	20	0.02	680	0.01	-8
43	817	6	0.00	4902	0.00	211	35.17	35.00	1	1	6	0.01	210	0.00	-1
44	836	1	0.00	836	0.00	36	36.00	36.00	1	1	1	0.00	36	0.00	0
45	855	14	0.00	11970	0.00	516	36.86	37.00	1	1	14	0.02	518	0.00	2
46	874	5	0.00	4370	0.00	188	37.60	38.00	1	1	5	0.01	190	0.00	2
47	893	4	0.00	3572	0.00	154	38.50	39.00	1	1	4	0.00	156	0.00	2
48	912	10	0.00	9120	0.00	393	39.30	39.00	1	1	10	0.01	390	0.00	-3
49	931	8	0.00	7448	0.00	321	40.13	40.00	1	1	8	0.01	320	0.00	-1
50	950	30	0.01	28500	0.01	1228	40.93	41.00	1	1	30	0.03	1230	0.01	2
51	969	3	0.00	2907	0.00	125	41.67	42.00	1	1	3	0.00	126	0.00	1
52	988	15	0.00	14820	0.00	638	42.53	43.00	1	1	15	0.02	645	0.00	7
53	1007	11	0.00	11077	0.00	477	43.36	43.00	1	1	11	0.01	473	0.00	-4




S.No	No. of Shares applied for (Category wise)	No. of applications received	% to total	Total No. of Shares applied in each category	% to total	Proportionate shares available	Allocation per Applicant		Ratio of allottees to applicants	Serial Number of Qualifying applicants	Number of successful applicants (after roundin off)	% to total	Total No. of Shares allocated/ allotted	% to total	Surplus/ Deficit
							Before rounding off	After rounding off							
(1)	(2)	(3)	(4)	(5)	(6)	(7)	(8)	(9)	(10)	(11)	(12)	(13)	(14)	(15)	(14)-(7) (16)
54	1026	2	0.00	2052	0.00	88	44.00	44.00	1	1	2	0.00	88	0.00	0
55	1045	8	0.00	8360	0.00	360	45.00	45.00	1	1	8	0.01	360	0.00	0
56	1064	10	0.00	10640	0.00	458	45.80	46.00	1	1	10	0.01	460	0.00	2
57	1102	3	0.00	3306	0.00	142	47.33	47.00	1	1	3	0.00	141	0.00	-1
58	1121	3	0.00	3363	0.00	145	48.33	48.00	1	1	3	0.00	144	0.00	-1
59	1140	7	0.00	7980	0.00	344	49.14	49.00	1	1	7	0.01	343	0.00	-1
60	1159	2	0.00	2318	0.00	100	50.00	50.00	1	1	2	0.00	100	0.00	0
61	1178	5	0.00	5890	0.00	254	50.80	51.00	1	1	5	0.01	255	0.00	1
62	1197	6	0.00	7182	0.00	309	51.50	52.00	1	1	6	0.01	312	0.00	3
63	1216	3	0.00	3648	0.00	157	52.33	52.00	1	1	3	0.00	156	0.00	-1
64	1235	1	0.00	1235	0.00	53	53.00	53.00	1	1	1	0.00	53	0.00	0
65	1254	5	0.00	6270	0.00	270	54.00	54.00	1	1	5	0.01	270	0.00	0
66	1273	1	0.00	1273	0.00	55	55.00	55.00	1	1	1	0.00	55	0.00	0
67	1292	6	0.00	7752	0.00	334	55.67	56.00	1	1	6	0.01	336	0.00	2
68	1311	55	0.01	72105	0.02	3106	56.47	56.00	1	1	55	0.06	3080	0.02	-26
69	1330	66	0.01	87780	0.03	3782	57.30	57.00	1	1	66	0.08	3762	0.03	-20
70	1349	4	0.00	5396	0.00	232	58.00	58.00	1	1	4	0.00	232	0.00	0
71	1368	4	0.00	5472	0.00	236	59.00	59.00	1	1	4	0.00	236	0.00	0
72	1387	1	0.00	1387	0.00	60	60.00	60.00	1	1	1	0.00	60	0.00	0
73	1406	3	0.00	4218	0.00	182	60.67	61.00	1	1	3	0.00	183	0.00	1




S.No	No. of Shares applied for (Category wise)	(1)	(2)	(3)	Total No. of Shares applied in each category		(4)	(5)	(6)	(7)	Allocation per Applicant		(9)	(10)	(11)	(12)	(13)	Total No. of Shares allocated/ allotted total		(14)	(15)	(16)
					(4)	(5)					Before rounding off	After rounding off						(14)	(15)			
74	1425	9	0.00	12825	0.00	553	61.44	61.00	1	1	1	9	0.01	549	0.00	-4						
75	1444	4	0.00	5776	0.00	249	62.25	62.00	1	1	1	4	0.00	248	0.00	-1						
76	1463	4	0.00	5852	0.00	252	63.00	63.00	1	1	1	4	0.00	252	0.00	0						
77	1482	5	0.00	7410	0.00	319	63.80	64.00	1	1	1	5	0.01	320	0.00	1						
78	1501	4	0.00	6004	0.00	259	64.75	65.00	1	1	1	4	0.00	260	0.00	1						
79	1520	11	0.00	16720	0.01	720	65.45	65.00	1	1	1	11	0.01	715	0.01	-5						
80	1539	3	0.00	4617	0.00	199	66.33	66.00	1	1	1	3	0.00	198	0.00	-1						
81	1558	3	0.00	4674	0.00	201	67.00	67.00	1	1	1	3	0.00	201	0.00	0						
82	1577	2	0.00	3154	0.00	136	68.00	68.00	1	1	1	2	0.00	136	0.00	0						
83	1596	3	0.00	4788	0.00	206	68.67	69.00	1	1	1	3	0.00	207	0.00	1						
84	1615	4	0.00	6460	0.00	278	69.50	70.00	1	1	1	4	0.00	280	0.00	2						
85	1653	1	0.00	1653	0.00	71	71.00	71.00	1	1	1	1	0.00	71	0.00	0						
86	1672	2	0.00	3344	0.00	144	72.00	72.00	1	1	1	2	0.00	144	0.00	0						
87	1691	2	0.00	3382	0.00	146	73.00	73.00	1	1	1	2	0.00	146	0.00	0						
88	1710	6	0.00	10260	0.00	442	73.67	74.00	1	1	1	6	0.01	444	0.00	2						
89	1729	4	0.00	6916	0.00	298	74.50	75.00	1	1	1	4	0.00	300	0.00	2						
90	1748	2	0.00	3496	0.00	151	75.50	76.00	1	1	1	2	0.00	152	0.00	1						
91	1767	1	0.00	1767	0.00	76	76.00	76.00	1	1	1	1	0.00	76	0.00	0						
92	1786	2	0.00	3572	0.00	154	77.00	77.00	1	1	1	2	0.00	154	0.00	0						
93	1805	2	0.00	3610	0.00	156	78.00	78.00	1	1	1	2	0.00	156	0.00	0						



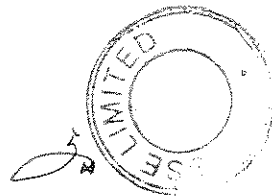
S.No	No. of Shares applied for (Category wise)	Number of applications received	% to total	Total No. of Shares applied in each category	% to total	Proportion to shares available	Allocation per Applicant		Ratio of allottees to applicants	Serial Number of Qualifying applicants	Number of successful applicants (after roundin off)	% to total	Total No. of Shares allocated/ allotted	% to total	Surplus/ Deficit
							Before rounding off	After rounding off							
(1)	(2)	(3)	(4)	(5)	(6)	(7)	(8)	(9)	(10)	(11)	(12)	(13)	(14)	(15)	(14)-(7)
94	1843	7	0.00	12901	0.00	556	79.43	79.00	1	1	7	0.01	553	0.00	-3
95	1862	1	0.00	1862	0.00	80	80.00	80.00	1	1	1	0.00	80	0.00	0
96	1881	1	0.00	1881	0.00	81	81.00	81.00	1	1	1	0.00	81	0.00	0
97	1900	20	0.00	38000	0.01	1637	81.85	82.00	1	1	20	0.02	1640	0.01	3
98	1919	4	0.00	7676	0.00	331	82.75	83.00	1	1	4	0.00	332	0.00	1
99	1938	2	0.00	3876	0.00	167	83.50	84.00	1	1	2	0.00	168	0.00	1
100	1957	1	0.00	1957	0.00	84	84.00	84.00	1	1	1	0.00	84	0.00	0
101	1976	15	0.00	29640	0.01	1277	85.13	85.00	1	1	15	0.02	1275	0.01	-2
102	1995	16	0.00	31920	0.01	1375	85.94	86.00	1	1	16	0.02	1376	0.01	1
103	2014	4	0.00	8056	0.00	347	86.75	87.00	1	1	4	0.00	348	0.00	1
104	2033	1	0.00	2033	0.00	88	88.00	88.00	1	1	1	0.00	88	0.00	0
105	2052	1	0.00	2052	0.00	88	88.00	88.00	1	1	1	0.00	88	0.00	0
106	2071	1	0.00	2071	0.00	89	89.00	89.00	1	1	1	0.00	89	0.00	0
107	2090	2	0.00	4180	0.00	180	90.00	90.00	1	1	2	0.00	180	0.00	0
108	2109	5	0.00	10545	0.00	454	90.80	91.00	1	1	5	0.01	455	0.00	1
109	2128	6	0.00	12768	0.00	550	91.67	92.00	1	1	6	0.01	552	0.00	2
110	2147	1	0.00	2147	0.00	92	92.00	92.00	1	1	1	0.00	92	0.00	0
111	2223	2	0.00	4446	0.00	192	96.00	96.00	1	1	2	0.00	192	0.00	0
112	2242	4	0.00	8968	0.00	386	96.50	97.00	1	1	4	0.00	388	0.00	2
113	2261	3	0.00	6783	0.00	292	97.33	97.00	1	1	3	0.00	291	0.00	-1




S.No	No. of Shares applied for (Category wise)	Number of applications received	% total	Total No. of Shares applied in each category	% to total	Proportion - available shares	Allocation per Applicant		Ratio of allottees to applicants	Serial Number of Qualifying applicants	Number of successful applicants (after rounding off)	% to total	Total No. of Shares allotted	% to total	Surplus/ Deficit
							Before rounding off	After rounding off							
(1)	(2)	(3)	(4)	(5)	(6)	(7)	(8)	(9)	(10)	(11)	(12)	(13)	(14)	(15)	(16)
114	2280	3	0.00	6840	0.00	295	98.33	98.00	1	1	3	0.00	294	0.00	-1
115	2318	3	0.00	6954	0.00	300	100.00	100.00	1	1	3	0.00	300	0.00	0
116	2337	1	0.00	2337	0.00	101	101.00	101.00	1	1	1	0.00	101	0.00	0
117	2356	1	0.00	2356	0.00	102	102.00	102.00	1	1	1	0.00	102	0.00	0
118	2375	7	0.00	16625	0.01	716	102.29	102.00	1	1	7	0.01	714	0.01	-2
119	2394	2	0.00	4788	0.00	206	103.00	103.00	1	1	2	0.00	206	0.00	0
120	2432	1	0.00	2432	0.00	105	105.00	105.00	1	1	1	0.00	105	0.00	0
121	2451	1	0.00	2451	0.00	106	106.00	106.00	1	1	1	0.00	106	0.00	0
122	2470	3	0.00	7410	0.00	319	106.33	106.00	1	1	3	0.00	318	0.00	-1
123	2489	1	0.00	2489	0.00	107	107.00	107.00	1	1	1	0.00	107	0.00	0
124	2508	1	0.00	2508	0.00	108	108.00	108.00	1	1	1	0.00	108	0.00	0
125	2527	1	0.00	2527	0.00	109	109.00	109.00	1	1	1	0.00	109	0.00	0
126	2546	2	0.00	5092	0.00	219	109.50	110.00	1	1	2	0.00	220	0.00	1
127	2565	2	0.00	5130	0.00	221	110.50	111.00	1	1	2	0.00	222	0.00	1
128	2584	1	0.00	2584	0.00	111	111.00	111.00	1	1	1	0.00	111	0.00	0
129	2603	2	0.00	5206	0.00	224	112.00	112.00	1	1	2	0.00	224	0.00	0
130	2622	1	0.00	2622	0.00	113	113.00	113.00	1	1	1	0.00	113	0.00	0
131	2641	17	0.00	44897	0.01	1934	113.76	114.00	1	1	17	0.02	1938	0.01	4
132	2660	18	0.00	47880	0.02	2063	114.61	115.00	1	1	18	0.02	2070	0.02	7
133	2679	2	0.00	5358	0.00	231	115.50	116.00	1	1	2	0.00	232	0.00	1




S.No	No. of Shares applied for (Category wise)	Number of applications received	% to total	Total No. of Shares applied in each category	Proportion to total available shares	Allocation per Applicant		Ratio of allottees to applicants	Serial Number of Qualifying applicants	Number of successful applicants (after round off)	% to total	Total No. of Shares allocated/ allotted	% to total	Surplus/ Deficit	
						Before rounding off	After rounding off								
(1)	(2)	(3)	(4)	(5)	(6)	(7)	(8)	(9)	(10)	(11)	(12)	(13)	(14)	(15)	(16)
134	2698	1	0.00	2698	0.00	116	116.00	116.00	1	1	1	0.00	116	0.00	0
135	2717	1	0.00	2717	0.00	117	117.00	117.00	1	1	1	0.00	117	0.00	0
136	2755	1	0.00	2755	0.00	119	119.00	119.00	1	1	1	0.00	119	0.00	0
137	2774	2	0.00	5548	0.00	239	119.50	120.00	1	1	2	0.00	240	0.00	1
138	2793	1	0.00	2793	0.00	120	120.00	120.00	1	1	1	0.00	120	0.00	0
139	2850	7	0.00	19950	0.01	860	122.86	123.00	1	1	7	0.01	861	0.01	1
140	2888	1	0.00	2888	0.00	124	124.00	124.00	1	1	1	0.00	124	0.00	0
141	2907	4	0.00	11628	0.00	501	125.25	125.00	1	1	4	0.00	500	0.00	-1
142	2945	3	0.00	8835	0.00	381	127.00	127.00	1	1	3	0.00	381	0.00	0
143	2964	1	0.00	2964	0.00	128	128.00	128.00	1	1	1	0.00	128	0.00	0
144	2983	2	0.00	5966	0.00	257	128.50	129.00	1	1	2	0.00	258	0.00	1
145	3040	8	0.00	24320	0.01	1048	131.00	131.00	1	1	8	0.01	1048	0.01	0
146	3078	1	0.00	3078	0.00	133	133.00	133.00	1	1	1	0.00	133	0.00	0
147	3097	2	0.00	6194	0.00	267	133.50	134.00	1	1	2	0.00	268	0.00	1
148	3173	4	0.00	12692	0.00	547	136.75	137.00	1	1	4	0.00	548	0.00	1
149	3211	1	0.00	3211	0.00	138	138.00	138.00	1	1	1	0.00	138	0.00	0
150	3230	1	0.00	3230	0.00	139	139.00	139.00	1	1	1	0.00	139	0.00	0
151	3287	2	0.00	6574	0.00	283	141.50	142.00	1	1	2	0.00	284	0.00	1
152	3306	16	0.00	52896	0.02	2279	142.44	142.00	1	1	16	0.02	2272	0.02	-7
153	3325	10	0.00	33250	0.01	1433	143.30	143.00	1	1	10	0.01	1430	0.01	-3




S.No	(1)	(2)	(3)	(4)	(5)	(6)	(7)	(8)	(9)	(10)	(11)	(12)	(13)	(14)	(15)	(16)
No. of Shares applied for (Category wise)	Shares applied for	% to total	Number of applications received	% to total	Total No. of Shares applied in each category	% to total	Proportion - available shares	Allocation per Applicant - Before rounding off	Allocation per Applicant - After rounding off	Ratio of allottees to applicants	Serial Number of Qualifying applicants	Number of successful applicants (after round off)	% to total	Total No. of Shares allotted	% to total	Surplus/ Deficit
174	4066	3 0.00	3	0.00	12198	0.00	526	175.33	175.00	1	1	3	0.00	525	0.00	-1
175	4104	2 0.00	2	0.00	8208	0.00	354	177.00	177.00	1	1	2	0.00	354	0.00	0
176	4123	1 0.00	1	0.00	4123	0.00	178	178.00	178.00	1	1	1	0.00	178	0.00	0
177	4180	1 0.00	1	0.00	4180	0.00	180	180.00	180.00	1	1	1	0.00	180	0.00	0
178	4237	2 0.00	2	0.00	8474	0.00	365	182.50	183.00	1	1	2	0.00	366	0.00	1
179	4256	1 0.00	1	0.00	4256	0.00	183	183.00	183.00	1	1	1	0.00	183	0.00	0
180	4275	1 0.00	1	0.00	4275	0.00	184	184.00	184.00	1	1	1	0.00	184	0.00	0
181	4332	1 0.00	1	0.00	4332	0.00	187	187.00	187.00	1	1	1	0.00	187	0.00	0
182	4370	1 0.00	1	0.00	4370	0.00	188	188.00	188.00	1	1	1	0.00	188	0.00	0
183	4484	1 0.00	1	0.00	4484	0.00	193	193.00	193.00	1	1	1	0.00	193	0.00	0
184	4503	2 0.00	2	0.00	9006	0.00	388	194.00	194.00	1	1	2	0.00	388	0.00	0
185	4522	1 0.00	1	0.00	4522	0.00	195	195.00	195.00	1	1	1	0.00	195	0.00	0
186	4560	1 0.00	1	0.00	4560	0.00	196	196.00	196.00	1	1	1	0.00	196	0.00	0
187	4617	1 0.00	1	0.00	4617	0.00	199	199.00	199.00	1	1	1	0.00	199	0.00	0
188	4636	2 0.00	2	0.00	9272	0.00	399	199.50	200.00	1	1	2	0.00	400	0.00	1
189	4655	3 0.00	3	0.00	13965	0.00	602	200.67	201.00	1	1	3	0.00	603	0.00	1
190	4750	3 0.00	3	0.00	14250	0.00	614	204.67	205.00	1	1	3	0.00	615	0.00	1
191	4807	1 0.00	1	0.00	4807	0.00	207	207.00	207.00	1	1	1	0.00	207	0.00	0
192	4864	3 0.00	3	0.00	14592	0.00	629	209.67	210.00	1	1	3	0.00	630	0.00	1
193	4883	1 0.00	1	0.00	4883	0.00	210	210.00	210.00	1	1	1	0.00	210	0.00	0



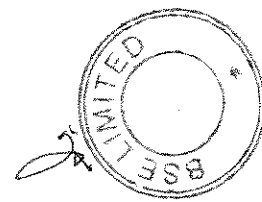
S.No	No. of Shares applied for (Category wise)	Number of applications received	% to total	Total No. of Shares applied in each category	% to total	Proportionate shares available	Allocation per Applicant		Ratio of allottees to applicants	Serial Number of Qualifying applicants	Number of successful applicants (after roundin off)	% to total	Total No. of Shares allocated/ allotted	% to total	Surplus/ Deficit
							Before rounding off	After rounding off							
(1)	(2)	(3)	(4)	(5)	(6)	(7)	(8)	(9)	(10)	(11)	(12)	(13)	(14)	(15)	(14)-(7) (16)
194	4902	1	0.00	4902	0.00	211	211.00	211.00	1	1	1	0.00	211	0.00	0
195	4940	2	0.00	9880	0.00	426	213.00	213.00	1	1	2	0.00	426	0.00	0
196	4997	2	0.00	9994	0.00	431	215.50	216.00	1	1	2	0.00	432	0.00	1
197	5016	1	0.00	5016	0.00	216	216.00	216.00	1	1	1	0.00	216	0.00	0
198	5225	1	0.00	5225	0.00	225	225.00	225.00	1	1	1	0.00	225	0.00	0
199	5244	1	0.00	5244	0.00	226	226.00	226.00	1	1	1	0.00	226	0.00	0
200	5263	2	0.00	10526	0.00	453	226.50	227.00	1	1	2	0.00	454	0.00	1
201	5282	8	0.00	42256	0.01	1821	227.63	228.00	1	1	8	0.01	1824	0.01	3
202	5301	1	0.00	5301	0.00	228	228.00	228.00	1	1	1	0.00	228	0.00	0
203	5320	1	0.00	5320	0.00	229	229.00	229.00	1	1	1	0.00	229	0.00	0
204	5358	1	0.00	5358	0.00	231	231.00	231.00	1	1	1	0.00	231	0.00	0
205	5453	1	0.00	5453	0.00	235	235.00	235.00	1	1	1	0.00	235	0.00	0
206	5510	1	0.00	5510	0.00	237	237.00	237.00	1	1	1	0.00	237	0.00	0
207	5529	1	0.00	5529	0.00	238	238.00	238.00	1	1	1	0.00	238	0.00	0
208	5548	1	0.00	5548	0.00	239	239.00	239.00	1	1	1	0.00	239	0.00	0
209	5700	3	0.00	17100	0.01	737	245.67	246.00	1	1	3	0.00	738	0.01	1
210	5719	3	0.00	17157	0.01	739	246.33	246.00	1	1	3	0.00	738	0.01	-1
211	5757	1	0.00	5757	0.00	248	248.00	248.00	1	1	1	0.00	248	0.00	0
212	5890	1	0.00	5890	0.00	254	254.00	254.00	1	1	1	0.00	254	0.00	0
213	5947	4	0.00	23788	0.01	1025	256.25	256.00	1	1	4	0.00	1024	0.01	-1



S.No	No. of Shares applied for (Category wise)	(1)	(2)	(3)	(4)	(5)	(6)	(7)	(8)	(9)	(10)	(11)	(12)	(13)	(14)	(15)	(16)
			Total No. of Shares applied in each category	% to total	Proportion to total available shares	Allocation per Applicant	Ratio of allottees to applicants	Serial Number of Qualifying applicants	Number of successful applicants (after round off)	% to total	Total No. of Shares allocated/ allotted	% to total	Surplus/ Deficit				
						Before rounding off	After rounding off										
214	5966	1	5966	0.00	257	257.00	257.00	1	1	1	0.00	257	0.00	0			
215	5985	3	17955	0.01	774	258.00	258.00	1	1	3	0.00	774	0.01	0			
216	6004	1	6004	0.00	259	259.00	259.00	1	1	1	0.00	259	0.00	0			
217	6023	1	6023	0.00	259	259.00	259.00	1	1	1	0.00	259	0.00	0			
218	6080	2	12160	0.00	524	262.00	262.00	1	1	2	0.00	524	0.00	0			
219	6099	1	6099	0.00	263	263.00	263.00	1	1	1	0.00	263	0.00	0			
220	6118	1	6118	0.00	264	264.00	264.00	1	1	1	0.00	264	0.00	0			
221	6213	1	6213	0.00	268	268.00	268.00	1	1	1	0.00	268	0.00	0			
222	6365	1	6365	0.00	274	274.00	274.00	1	1	1	0.00	274	0.00	0			
223	6441	2	12882	0.00	555	277.50	278.00	1	1	2	0.00	556	0.00	1			
224	6479	3	19437	0.01	837	279.00	279.00	1	1	3	0.00	837	0.01	0			
225	6517	2	13034	0.00	562	281.00	281.00	1	1	2	0.00	562	0.00	0			
226	6555	2	13110	0.00	565	282.50	283.00	1	1	2	0.00	566	0.00	1			
227	6574	1	6574	0.00	283	283.00	283.00	1	1	1	0.00	283	0.00	0			
228	6593	2	13186	0.00	568	284.00	284.00	1	1	2	0.00	568	0.00	0			
229	6612	27	178524	0.06	7691	284.85	285.00	1	1	27	0.03	7695	0.06	4			
230	6631	6	39786	0.01	1714	285.67	286.00	1	1	6	0.01	1716	0.01	2			
231	6650	9	59850	0.02	2579	286.56	287.00	1	1	9	0.01	2583	0.02	4			
232	6669	1	6669	0.00	287	287.00	287.00	1	1	1	0.00	287	0.00	0			
233	6688	2	13376	0.00	576	288.00	288.00	1	1	2	0.00	576	0.00	0			



S.No	No. of Shares applied for (Category wise)	Number of applications received	% to total	Total No. of Shares applied in each category	% to total	Proportion to available shares	Allocation per Applicant		Ratio of allottees to applicants	Serial Number of Qualifying applicants	Number of successful applicants (after roundin off)	% to total	Total No. of Shares allocated/ allotted	% to total	Surplus/ Deficit
							Before rounding off	After rounding off							
(1)	(2)	(3)	(4)	(5)	(6)	(7)	(8)	(9)	(10)	(11)	(12)	(13)	(14)	(15)	(14)-(7)
234	6726	2	0.00	13452	0.00	580	290.00	290.00	1	1	2	0.00	580	0.00	0
235	6745	3	0.00	20235	0.01	872	291.67	291.00	1	1	3	0.00	873	0.01	1
236	6764	1	0.00	6764	0.00	291	291.00	291.00	1	1	1	0.00	291	0.00	0
237	6783	2	0.00	13566	0.00	584	292.00	292.00	1	1	2	0.00	584	0.00	0
238	6992	3	0.00	20976	0.01	904	301.33	301.00	1	1	3	0.00	903	0.01	-1
239	7011	1	0.00	7011	0.00	302	302.00	302.00	1	1	1	0.00	302	0.00	0
240	7030	1	0.00	7030	0.00	303	303.00	303.00	1	1	1	0.00	303	0.00	0
241	7087	1	0.00	7087	0.00	305	305.00	305.00	1	1	1	0.00	305	0.00	0
242	7106	1	0.00	7106	0.00	306	306.00	306.00	1	1	1	0.00	306	0.00	0
243	7125	1	0.00	7125	0.00	307	307.00	307.00	1	1	1	0.00	307	0.00	0
244	7144	1	0.00	7144	0.00	308	308.00	308.00	1	1	1	0.00	308	0.00	0
245	7182	1	0.00	7182	0.00	309	309.00	309.00	1	1	1	0.00	309	0.00	0
246	7277	5	0.00	36385	0.01	1568	313.60	314.00	1	1	5	0.01	1570	0.01	2
247	7334	1	0.00	7334	0.00	316	316.00	316.00	1	1	1	0.00	316	0.00	0
248	7429	1	0.00	7429	0.00	320	320.00	320.00	1	1	1	0.00	320	0.00	0
249	7600	6	0.00	45600	0.02	1965	327.50	328.00	1	1	6	0.01	1968	0.02	3
250	7657	1	0.00	7657	0.00	330	330.00	330.00	1	1	1	0.00	330	0.00	0
251	7809	1	0.00	7809	0.00	335	336.00	336.00	1	1	1	0.00	336	0.00	0
252	7828	1	0.00	7828	0.00	337	337.00	337.00	1	1	1	0.00	337	0.00	0
253	7866	1	0.00	7866	0.00	339	339.00	339.00	1	1	1	0.00	339	0.00	0



(1)	(2)	(3)	(4)	(5)	(6)	(7)	(8)	(9)	(10)	(11)	(12)	(13)	(14)	(15)	(16)
S.No	No. of Shares applied for (Category wise)	Number of applications received	% to total	Total No. of Shares applied in each category	% to total	Proportionate shares available	Propor- tionate shares available	Allocation per Applicant Before rounding off	Allocation per Applicant After rounding off	Ratio of allottees to applicants	Serial Number of Qualifying applicants	Number of successful applicants (after roundin off)	% Shares allocated/ allotted total	% Surplus/ Deficit to total	(14)-(7) (16)
254	7923	2	0.00	15846	0.01	683	341.50	342.00	1	1	2	0.00	684	0.01	1
255	7942	2	0.00	15884	0.01	684	342.00	342.00	1	1	2	0.00	684	0.01	0
256	7961	2	0.00	15922	0.01	686	343.00	343.00	1	1	2	0.00	686	0.01	0
257	7980	1	0.00	7980	0.00	344	344.00	344.00	1	1	1	0.00	344	0.00	0
258	8094	1	0.00	8094	0.00	349	349.00	349.00	1	1	1	0.00	349	0.00	0
259	8208	1	0.00	8208	0.00	354	354.00	354.00	1	1	1	0.00	354	0.00	0
260	8265	1	0.00	8265	0.00	356	356.00	356.00	1	1	1	0.00	356	0.00	0
261	8341	2	0.00	16682	0.01	719	359.50	360.00	1	1	2	0.00	720	0.01	1
262	8474	1	0.00	8474	0.00	365	365.00	365.00	1	1	1	0.00	365	0.00	0
263	8512	1	0.00	8512	0.00	367	367.00	367.00	1	1	1	0.00	367	0.00	0
264	8550	2	0.00	17100	0.01	737	368.50	369.00	1	1	2	0.00	738	0.01	1
265	8588	1	0.00	8588	0.00	370	370.00	370.00	1	1	1	0.00	370	0.00	0
266	8607	1	0.00	8607	0.00	371	371.00	371.00	1	1	1	0.00	371	0.00	0
267	8626	3	0.00	25878	0.01	1115	371.67	372.00	1	1	3	0.00	1116	0.01	1
268	8645	1	0.00	8645	0.00	372	372.00	372.00	1	1	1	0.00	372	0.00	0
269	8702	1	0.00	8702	0.00	375	375.00	375.00	1	1	1	0.00	375	0.00	0
270	8835	1	0.00	8835	0.00	381	381.00	381.00	1	1	1	0.00	381	0.00	0
271	8949	1	0.00	8949	0.00	386	386.00	386.00	1	1	1	0.00	386	0.00	0
272	8968	1	0.00	8968	0.00	386	386.00	386.00	1	1	1	0.00	386	0.00	0
273	9025	1	0.00	9025	0.00	389	389.00	389.00	1	1	1	0.00	389	0.00	0

