




S.No	No. of Shares applied for (Category wise)	(2)	(3)	(4)	(5)	(6)	(7)	Allocation per Applicant		(10)	(11)	(12)	(13)	(14)	(15)	(16)
								Before rounding off	After rounding off							
				% to total	Total No. of Shares applied in each category	% to total	Proportionate shares available	Before rounding off	After rounding off	Ratio of allottees to applicants	Serial Number of Qualifying applicants	Number of successful applicants (after roundin off)	% to total	Shares allotted	% to total	Surplus/ Deficit
(1)	(2)	(3)	(4)	(5)	(6)	(7)	(8)	(9)	(9)	(10)	(11)	(12)	(13)	(14)	(15)	(16)
274	9120	1	0.00	9120	0.00	393	393.00	393.00	393.00	1	1	1	0.00	393	0.00	0
275	9253	7	0.00	64771	0.02	2791	398.71	399.00	399.00	1	1	7	0.01	2793	0.02	2
276	9272	1	0.00	9272	0.00	399	399.00	399.00	399.00	1	1	1	0.00	399	0.00	0
277	9291	1	0.00	9291	0.00	400	400.00	400.00	400.00	1	1	1	0.00	400	0.00	0
278	9310	1	0.00	9310	0.00	401	401.00	401.00	401.00	1	1	1	0.00	401	0.00	0
279	9500	3	0.00	28500	0.01	1228	409.33	409.00	409.00	1	1	3	0.00	1227	0.01	-1
280	9519	1	0.00	9519	0.00	410	410.00	410.00	410.00	1	1	1	0.00	410	0.00	0
281	9652	1	0.00	9652	0.00	416	416.00	416.00	416.00	1	1	1	0.00	416	0.00	0
282	9690	1	0.00	9690	0.00	417	417.00	417.00	417.00	1	1	1	0.00	417	0.00	0
283	9804	1	0.00	9804	0.00	422	422.00	422.00	422.00	1	1	1	0.00	422	0.00	0
284	9842	1	0.00	9842	0.00	424	424.00	424.00	424.00	1	1	1	0.00	424	0.00	0
285	9918	4	0.00	39672	0.01	1709	427.25	427.00	427.00	1	1	4	0.00	1708	0.01	-1
286	9937	2	0.00	19874	0.01	856	428.00	428.00	428.00	1	1	2	0.00	856	0.01	0
287	9975	2	0.00	19950	0.01	860	430.00	430.00	430.00	1	1	2	0.00	860	0.01	0
288	9994	1	0.00	9994	0.00	431	431.00	431.00	431.00	1	1	1	0.00	431	0.00	0
289	10070	1	0.00	10070	0.00	434	434.00	434.00	434.00	1	1	1	0.00	434	0.00	0
290	10165	1	0.00	10165	0.00	438	438.00	438.00	438.00	1	1	1	0.00	438	0.00	0
291	10184	2	0.00	20368	0.01	878	439.00	439.00	439.00	1	1	2	0.00	878	0.01	0
292	10450	1	0.00	10450	0.00	450	450.00	450.00	450.00	1	1	1	0.00	450	0.00	0
293	10583	2	0.00	21166	0.01	912	456.00	456.00	456.00	1	1	2	0.00	912	0.01	0




S.No	No. of Shares applied for (Category wise)	Number of applications received	% to total	Total No. of Shares applied in each category	% to total	Proportionate shares available	Allocation per Applicant		Ratio of allottees to applicants	Serial Number of Qualifying applicants	Number of successful applicants (after rounding off)	% to total	Total No. of Shares allotted	% to total	Surplus/ Deficit
							Before rounding off	After rounding off							
(1)	(2)	(3)	(4)	(5)	(6)	(7)	(8)	(9)	(10)	(11)	(12)	(13)	(14)	(15)	(14)-(7) (16)
294	10602	2	0.00	21204	0.01	914	457.00	457.00	1	1	2	0.00	914	0.01	0
295	10849	2	0.00	21698	0.01	935	467.50	468.00	1	1	2	0.00	936	0.01	1
296	10982	1	0.00	10982	0.00	473	473.00	473.00	1	1	1	0.00	473	0.00	0
297	11210	1	0.00	11210	0.00	483	483.00	483.00	1	1	1	0.00	483	0.00	0
298	11248	3	0.00	33744	0.01	1454	484.67	485.00	1	1	3	0.00	1455	0.01	1
299	11457	1	0.00	11457	0.00	494	494.00	494.00	1	1	1	0.00	494	0.00	0
300	11780	1	0.00	11780	0.00	508	508.00	508.00	1	1	1	0.00	508	0.00	0
301	11818	1	0.00	11818	0.00	509	509.00	509.00	1	1	1	0.00	509	0.00	0
302	11875	1	0.00	11875	0.00	512	512.00	512.00	1	1	1	0.00	512	0.00	0
303	11913	1	0.00	11913	0.00	513	513.00	513.00	1	1	1	0.00	513	0.00	0
304	11951	1	0.00	11951	0.00	515	515.00	515.00	1	1	1	0.00	515	0.00	0
305	11970	3	0.00	35910	0.01	1547	515.67	516.00	1	1	3	0.00	1548	0.01	1
306	12312	2	0.00	24624	0.01	1061	530.50	531.00	1	1	2	0.00	1062	0.01	1
307	12350	2	0.00	24700	0.01	1064	532.00	532.00	1	1	2	0.00	1064	0.01	0
308	12597	1	0.00	12597	0.00	543	543.00	543.00	1	1	1	0.00	543	0.00	0
309	12711	1	0.00	12711	0.00	548	548.00	548.00	1	1	1	0.00	548	0.00	0
310	12996	6	0.00	77976	0.03	3359	559.83	560.00	1	1	6	0.01	3360	0.03	1
311	13072	1	0.00	13072	0.00	563	563.00	563.00	1	1	1	0.00	563	0.00	0
312	13110	1	0.00	13110	0.00	565	565.00	565.00	1	1	1	0.00	565	0.00	0
313	13186	3	0.00	39558	0.01	1704	568.00	568.00	1	1	3	0.00	1704	0.01	0




S.No	No. of Shares applied for (Category wise)	Number of applications received	% total	Total No. of Shares applied in each category	% total	Proportion available	Allocation per Applicant		Ratio of allottees to applicants	Serial Number of Qualifying applicants	Number of successful applicants (after rounding off)	% total	Total No. of Shares allocated/ allotted	% total	Surplus/ Deficit
							Before rounding off	After rounding off							
(1)	(2)	(3)	(4)	(5)	(6)	(7)	(8)	(9)	(10)	(11)	(12)	(13)	(14)	(15)	(16)
314	13205	2	0.00	26410	0.01	1138	569.00	569.00	1	1	2	0.00	1138	0.01	0
315	13224	2	0.00	26448	0.01	1139	569.50	570.00	1	1	2	0.00	1140	0.01	1
316	13243	38	0.01	503234	0.17	21681	570.55	571.00	1	1	38	0.04	21698	0.17	17
317	13262	4	0.00	53048	0.02	2285	571.25	571.00	1	1	4	0.00	2284	0.02	-1
318	13300	8	0.00	106400	0.04	4584	573.00	573.00	1	1	8	0.01	4584	0.04	0
319	13319	1	0.00	13319	0.00	574	574.00	574.00	1	1	1	0.00	574	0.00	0
320	14136	1	0.00	14136	0.00	609	609.00	609.00	1	1	1	0.00	609	0.00	0
321	14155	1	0.00	14155	0.00	610	610.00	610.00	1	1	1	0.00	610	0.00	0
322	14250	1	0.00	14250	0.00	614	614.00	614.00	1	1	1	0.00	614	0.00	0
323	14364	1	0.00	14364	0.00	619	619.00	619.00	1	1	1	0.00	619	0.00	0
324	14402	1	0.00	14402	0.00	620	620.00	620.00	1	1	1	0.00	620	0.00	0
325	14440	1	0.00	14440	0.00	622	622.00	622.00	1	1	1	0.00	622	0.00	0
326	14554	3	0.00	43662	0.01	1881	627.00	627.00	1	1	3	0.00	1881	0.01	0
327	14687	1	0.00	14687	0.00	633	633.00	633.00	1	1	1	0.00	633	0.00	0
328	14934	1	0.00	14934	0.00	643	643.00	643.00	1	1	1	0.00	643	0.00	0
329	14991	1	0.00	14991	0.00	646	646.00	646.00	1	1	1	0.00	646	0.00	0
330	15010	2	0.00	30020	0.01	1293	646.50	647.00	1	1	2	0.00	1294	0.01	1
331	15542	1	0.00	15542	0.01	670	670.00	670.00	1	1	1	0.00	670	0.01	0
332	15884	3	0.00	47652	0.02	2053	684.33	684.00	1	1	3	0.00	2052	0.02	-1
333	15903	1	0.00	15903	0.01	685	685.00	685.00	1	1	1	0.00	685	0.01	0




S.No	No. of Shares applied for (Category wise)	Number of applications received	% to total	Total No. of Shares applied in each category	% to total	Proportion to available shares	Allocation per Applicant		Ratio of allottees to applicants	Serial Number of Qualifying applicants	Number of successful applicants (after rounding off)	% to total	Total No. of Shares allocated/ allotted	% to total	Surplus/ Deficit
							Before rounding off	After rounding off							
(1)	(2)	(3)	(4)	(5)	(6)	(7)	(8)	(9)	(10)	(11)	(12)	(13)	(14)	(15)	(16)
334	15960	1	0.00	15960	0.01	688	688.00	688.00	1	1	1	0.00	688	0.01	0
335	16074	1	0.00	16074	0.01	693	693.00	693.00	1	1	1	0.00	693	0.01	0
336	16549	5	0.00	82745	0.03	3565	713.00	713.00	1	1	5	0.01	3565	0.03	0
337	16625	1	0.00	16625	0.01	716	716.00	716.00	1	1	1	0.00	716	0.01	0
338	16815	1	0.00	16815	0.01	724	724.00	724.00	1	1	1	0.00	724	0.01	0
339	16929	1	0.00	16929	0.01	729	729.00	729.00	1	1	1	0.00	729	0.01	0
340	17100	1	0.00	17100	0.01	737	737.00	737.00	1	1	1	0.00	737	0.01	0
341	17214	1	0.00	17214	0.01	742	742.00	742.00	1	1	1	0.00	742	0.01	0
342	17252	1	0.00	17252	0.01	743	743.00	743.00	1	1	1	0.00	743	0.01	0
343	17480	1	0.00	17480	0.01	753	753.00	753.00	1	1	1	0.00	753	0.01	0
344	17575	1	0.00	17575	0.01	757	757.00	757.00	1	1	1	0.00	757	0.01	0
345	17670	1	0.00	17670	0.01	761	761.00	761.00	1	1	1	0.00	761	0.01	0
346	17746	1	0.00	17746	0.01	765	765.00	765.00	1	1	1	0.00	765	0.01	0
347	18050	2	0.00	36100	0.01	1555	777.50	777.50	1	1	2	0.00	1556	0.01	1
348	18506	1	0.00	18506	0.01	797	797.00	797.00	1	1	1	0.00	797	0.01	0
349	18525	1	0.00	18525	0.01	798	798.00	798.00	1	1	1	0.00	798	0.01	0
350	18544	1	0.00	18544	0.01	799	799.00	799.00	1	1	1	0.00	799	0.01	0
351	18658	2	0.00	37316	0.01	1608	804.00	804.00	1	1	2	0.00	1608	0.01	0
352	18981	1	0.00	18981	0.01	818	818.00	818.00	1	1	1	0.00	818	0.01	0
353	19000	2	0.00	38000	0.01	1637	818.50	819.00	1	1	2	0.00	1638	0.01	1




S.No	No. of Shares applied for (Category wise)	Number of applications received	% to total	Total No. of Shares applied in each category	% to total	Proportionate shares available	Allocation per Applicant		Ratio of allottees to applicants	Serial Number of Qualifying applicants	Number of successful applicants (after rounding off)	% to total	Total No. of Shares allocated/ allotted	% to total	Surplus/ Deficit
							Before rounding off	After rounding off							
(1)	(2)	(3)	(4)	(5)	(6)	(7)	(8)	(9)	(10)	(11)	(12)	(13)	(14)	(15)	(16)
354	19190	1	0.00	19190	0.01	827	827.00	827.00	1	1	1	0.00	827	0.01	0
355	19209	1	0.00	19209	0.01	828	828.00	828.00	1	1	1	0.00	828	0.01	0
356	19247	1	0.00	19247	0.01	829	829.00	829.00	1	1	1	0.00	829	0.01	0
357	19304	1	0.00	19304	0.01	832	832.00	832.00	1	1	1	0.00	832	0.01	0
358	19380	2	0.00	38760	0.01	1670	835.00	835.00	1	1	2	0.00	1670	0.01	0
359	19456	2	0.00	38912	0.01	1676	838.00	838.00	1	1	2	0.00	1676	0.01	0
360	19855	8	0.00	158840	0.05	6843	855.38	855.00	1	1	8	0.01	6840	0.05	-3
361	19950	1	0.00	19950	0.01	860	860.00	860.00	1	1	1	0.00	860	0.01	0
362	19988	1	0.00	19988	0.01	861	861.00	861.00	1	1	1	0.00	861	0.01	0
363	20007	1	0.00	20007	0.01	862	862.00	862.00	1	1	1	0.00	862	0.01	0
364	20254	1	0.00	20254	0.01	873	873.00	873.00	1	1	1	0.00	873	0.01	0
365	20900	1	0.00	20900	0.01	900	900.00	900.00	1	1	1	0.00	900	0.01	0
366	20919	1	0.00	20919	0.01	901	901.00	901.00	1	1	1	0.00	901	0.01	0
367	21090	1	0.00	21090	0.01	909	909.00	909.00	1	1	1	0.00	909	0.01	0
368	21185	4	0.00	84740	0.03	3651	912.75	913.00	1	1	4	0.00	3652	0.03	1
369	21280	1	0.00	21280	0.01	917	917.00	917.00	1	1	1	0.00	917	0.01	0
370	21584	1	0.00	21584	0.01	930	930.00	930.00	1	1	1	0.00	930	0.01	0
371	21831	1	0.00	21831	0.01	941	941.00	941.00	1	1	1	0.00	941	0.01	0
372	21983	1	0.00	21983	0.01	947	947.00	947.00	1	1	1	0.00	947	0.01	0
373	22040	1	0.00	22040	0.01	950	950.00	950.00	1	1	1	0.00	950	0.01	0



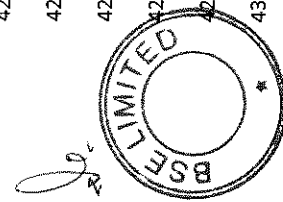
S.No	No. of Shares applied for (Category wise)	Number of applications received	% to total	Total No. of Shares applied in each category	% to total	Proportion to shares available	Allocation per Applicant		Ratio of allottees to applicants	Serial Number of Qualifying applicants	Number of successful applicants (after roundin off)	% to total	Total No. of Shares allocated/ allotted	% to total	Surplus/ Deficit
							Before rounding off	After rounding off							
(1)	(2)	(3)	(4)	(5)	(6)	(7)	(8)	(9)	(10)	(11)	(12)	(13)	(14)	(15)	(14)-(7)
374	22515	1	0.00	22515	0.01	970	970.00	970.00	1	1	1	0.00	970	0.01	0
375	22800	1	0.00	22800	0.01	982	982.00	982.00	1	1	1	0.00	982	0.01	0
376	23161	2	0.00	46322	0.02	1996	998.00	998.00	1	1	2	0.00	1996	0.02	0
377	23180	2	0.00	46360	0.02	1997	998.50	999.00	1	1	2	0.00	1998	0.02	1
378	24263	1	0.00	24263	0.01	1045	1045.00	1045.00	1	1	1	0.00	1045	0.01	0
379	24890	1	0.00	24890	0.01	1072	1072.00	1072.00	1	1	1	0.00	1072	0.01	0
380	24985	1	0.00	24985	0.01	1076	1076.00	1076.00	1	1	1	0.00	1076	0.01	0
381	25156	2	0.00	50312	0.02	2168	1084.00	1084.00	1	1	2	0.00	2168	0.02	0
382	26410	2	0.00	52820	0.02	2276	1138.00	1138.00	1	1	2	0.00	2276	0.02	0
383	26486	16	0.00	423776	0.14	18258	1141.13	1141.00	1	1	16	0.02	18256	0.14	-2
384	26961	1	0.00	26961	0.01	1162	1162.00	1162.00	1	1	1	0.00	1162	0.01	0
385	27018	1	0.00	27018	0.01	1164	1164.00	1164.00	1	1	1	0.00	1164	0.01	0
386	27151	1	0.00	27151	0.01	1170	1170.00	1170.00	1	1	1	0.00	1170	0.01	0
387	27170	1	0.00	27170	0.01	1171	1171.00	1171.00	1	1	1	0.00	1171	0.01	0
388	28196	1	0.00	28196	0.01	1215	1215.00	1215.00	1	1	1	0.00	1215	0.01	0
389	28500	3	0.00	85500	0.03	3684	1228.00	1228.00	1	1	3	0.00	3684	0.03	0
390	28899	1	0.00	28899	0.01	1245	1245.00	1245.00	1	1	1	0.00	1245	0.01	0
391	28956	1	0.00	28956	0.01	1248	1248.00	1248.00	1	1	1	0.00	1248	0.01	0
392	29127	1	0.00	29127	0.01	1255	1255.00	1255.00	1	1	1	0.00	1255	0.01	0
393	29146	1	0.00	29146	0.01	1256	1256.00	1256.00	1	1	1	0.00	1256	0.01	0




S.No	No. of Shares applied for (Category wise)	Number of applications received	% to total	Total No. of Shares applied in each category	% to total	Proportionate shares available	Allocation per Applicant		Ratio of allottees to applicants	Serial Number of Qualifying applicants	Number of successful applicants (after rounding off)	% to total	Total No. of Shares allocated/ allotted	% to total	Surplus/ Deficit
							Before rounding off	After rounding off							
(1)	(2)	(3)	(4)	(5)	(6)	(7)	(8)	(9)	(10)	(11)	(12)	(13)	(14)	(15)	(16)
394	30400	1	0.00	30400	0.01	1310	1310.00	1310.00	1	1	1	0.00	1310	0.01	0
395	31787	1	0.00	31787	0.01	1369	1369.00	1369.00	1	1	1	0.00	1369	0.01	0
396	31863	1	0.00	31863	0.01	1373	1373.00	1373.00	1	1	1	0.00	1373	0.01	0
397	32015	1	0.00	32015	0.01	1379	1379.00	1379.00	1	1	1	0.00	1379	0.01	0
398	32205	1	0.00	32205	0.01	1387	1387.00	1387.00	1	1	1	0.00	1387	0.01	0
399	32262	1	0.00	32262	0.01	1390	1390.00	1390.00	1	1	1	0.00	1390	0.01	0
400	32300	1	0.00	32300	0.01	1392	1392.00	1392.00	1	1	1	0.00	1392	0.01	0
401	32604	1	0.00	32604	0.01	1405	1405.00	1405.00	1	1	1	0.00	1405	0.01	0
402	33098	8	0.00	264784	0.09	11408	1426.00	1426.00	1	1	8	0.01	11408	0.09	0
403	34200	1	0.00	34200	0.01	1473	1473.00	1473.00	1	1	1	0.00	1473	0.01	0
404	34428	1	0.00	34428	0.01	1483	1483.00	1483.00	1	1	1	0.00	1483	0.01	0
405	35758	2	0.00	71516	0.02	3081	1541.00	1541.00	1	1	2	0.00	3082	0.02	1
406	36100	1	0.00	36100	0.01	1555	1555.00	1555.00	1	1	1	0.00	1555	0.01	0
407	39520	1	0.00	39520	0.01	1703	1703.00	1703.00	1	1	1	0.00	1703	0.01	0
408	39539	1	0.00	39539	0.01	1703	1703.00	1703.00	1	1	1	0.00	1703	0.01	0
409	39558	1	0.00	39558	0.01	1704	1704.00	1704.00	1	1	1	0.00	1704	0.01	0
410	39577	1	0.00	39577	0.01	1705	1705.00	1705.00	1	1	1	0.00	1705	0.01	0
411	39596	1	0.00	39596	0.01	1706	1706.00	1706.00	1	1	1	0.00	1706	0.01	0
412	39615	1	0.00	39615	0.01	1707	1707.00	1707.00	1	1	1	0.00	1707	0.01	0
413	39634	1	0.00	39634	0.01	1708	1708.00	1708.00	1	1	1	0.00	1708	0.01	0




S.No	No. of Shares applied for (Category wise)		Number of applications received	% to total	Total No. of Shares applied in each category		% to total	Proportionate shares available	Allocation per Applicant		Ratio of allottees to applicants	Serial Number of Qualifying applicants	Number of successful applicants (after roundin off)	% to total	Total No. of Shares allocated/ allotted	% to total	Surplus/ Deficit
	(2)	(3)			(4)	(5)			(6)	(7)							
414	39653	1	0.00	39653	0.01	1708	1708.00	1708.00	1708.00	1	1	1	1	0.00	1708	0.01	0
415	39672	1	0.00	39672	0.01	1709	1709.00	1709.00	1709.00	1	1	1	1	0.00	1709	0.01	0
416	39691	1	0.00	39691	0.01	1710	1710.00	1710.00	1710.00	1	1	1	1	0.00	1710	0.01	0
417	39710	2	0.00	79420	0.03	3422	1711.00	1711.00	1711.00	1	1	2	2	0.00	3422	0.03	0
418	39729	18	0.00	715122	0.24	30810	1711.67	1712.00	1712.00	1	1	18	18	0.02	30816	0.24	6
419	39748	1	0.00	39748	0.01	1712	1712.00	1712.00	1712.00	1	1	1	1	0.00	1712	0.01	0
420	41800	1	0.00	41800	0.01	1801	1801.00	1801.00	1801.00	1	1	1	1	0.00	1801	0.01	0
421	43054	1	0.00	43054	0.01	1855	1855.00	1855.00	1855.00	1	1	1	1	0.00	1855	0.01	0
422	44460	1	0.00	44460	0.01	1915	1915.00	1915.00	1915.00	1	1	1	1	0.00	1915	0.01	0
423	44631	1	0.00	44631	0.01	1923	1923.00	1923.00	1923.00	1	1	1	1	0.00	1923	0.01	0
424	48070	1	0.00	48070	0.02	2071	2071.00	2071.00	2071.00	1	1	1	1	0.00	2071	0.02	0
425	49001	2	0.00	98002	0.03	4222	2111.00	2111.00	2111.00	1	1	2	2	0.00	4222	0.03	0
426	49400	1	0.00	49400	0.02	2128	2128.00	2128.00	2128.00	1	1	1	1	0.00	2128	0.02	0
427	49685	1	0.00	49685	0.02	2141	2141.00	2141.00	2141.00	1	1	1	1	0.00	2141	0.02	0
428	50977	2	0.00	101954	0.03	4392	2196.00	2196.00	2196.00	1	1	2	2	0.00	4392	0.03	0
429	52972	3	0.00	158916	0.05	6847	2282.33	2282.00	2282.00	1	1	3	3	0.00	6846	0.05	-1
430	53010	1	0.00	53010	0.02	2284	2284.00	2284.00	2284.00	1	1	1	1	0.00	2284	0.02	0
431	53200	2	0.00	106400	0.04	4584	2292.00	2292.00	2292.00	1	1	2	2	0.00	4584	0.04	0
432	54150	1	0.00	54150	0.02	2333	2333.00	2333.00	2333.00	1	1	1	1	0.00	2333	0.02	0
433	57570	1	0.00	57570	0.02	2480	2480.00	2480.00	2480.00	1	1	1	1	0.00	2480	0.02	0




S.No	No. of Shares applied for (Category wise)	Number of applications received	% to total	Total No. of Shares applied in each category	Proportionate shares available	Allocation per Applicant		Ratio of allottees to applicants	Serial Number of Qualifying applicants	Number of successful applicants (after rounding off)	% to total	Total No. of Shares allocated/ allotted	% to total	Surplus/ Deficit
						Before rounding off	After rounding off							
(1)	(2)	(3)	(4)	(5)	(7)	(8)	(9)	(10)	(11)	(12)	(13)	(14)	(15)	(14)-(7)
434	57874	1	0.00	57874	2493	2493.00	2493.00	1	1	1	0.00	2493	0.02	0
435	60002	1	0.00	60002	2585	2585.00	2585.00	1	1	1	0.00	2585	0.02	0
436	60211	1	0.00	60211	2594	2594.00	2594.00	1	1	1	0.00	2594	0.02	0
437	66120	1	0.00	66120	2849	2849.00	2849.00	1	1	1	0.00	2849	0.02	0
438	66215	20	0.00	1324300	57055	2852.75	2853.00	1	1	20	0.02	57060	0.44	5
439	66234	8	0.00	529872	22828	2853.50	2854.00	1	1	8	0.01	22832	0.17	4
440	68400	1	0.00	68400	2947	2947.00	2947.00	1	1	1	0.00	2947	0.02	0
441	70984	1	0.00	70984	3058	3058.00	3058.00	1	1	1	0.00	3058	0.02	0
442	73511	1	0.00	73511	3167	3167.00	3167.00	1	1	1	0.00	3167	0.02	0
443	74955	1	0.00	74955	3229	3229.00	3229.00	1	1	1	0.00	3229	0.02	0
444	76684	1	0.00	76684	3304	3304.00	3304.00	1	1	1	0.00	3304	0.03	0
445	79420	2	0.00	158840	6843	3421.50	3422.00	1	1	2	0.00	6844	0.05	1
446	79458	1	0.00	79458	3423	3423.00	3423.00	1	1	1	0.00	3423	0.03	0
447	79477	1	0.00	79477	3424	3424.00	3424.00	1	1	1	0.00	3424	0.03	0
448	79990	1	0.00	79990	3446	3446.00	3446.00	1	1	1	0.00	3446	0.03	0
449	81909	2	0.00	163818	7058	3529.00	3529.00	1	1	2	0.00	7058	0.05	0
450	90250	1	0.00	90250	3888	3888.00	3888.00	1	1	1	0.00	3888	0.03	0
451	92701	4	0.00	370804	15975	3993.75	3994.00	1	1	4	0.00	15976	0.12	1
452	93119	1	0.00	93119	4012	4012.00	4012.00	1	1	1	0.00	4012	0.03	0
453	95760	1	0.00	95760	4126	4126.00	4126.00	1	1	1	0.00	4126	0.03	0




S.No	No. of Shares applied for (Category wise)	Number of applications received	% to total	Total No. of Shares applied in each category	Proportion to shares available	Allocation per Applicant		Ratio of allottees to applicants	Serial Number of Qualifying applicants	Number of successful applicants (after roundin off)	% to total	Total No. of Shares allocated/ allotted	% to total	Surplus/ Deficit
						Before rounding off	After rounding off							
(1)	(2)	(3)	(4)	(5)	(7)	(8)	(9)	(10)	(11)	(12)	(13)	(14)	(15)	(14)-(7)
454	101973	1	0.00	101973	0.03	4393	4393.00	4393.00	1	1	0.00	4393	0.03	0
455	102771	1	0.00	102771	0.03	4428	4428.00	4428.00	1	1	0.00	4428	0.03	0
456	103170	1	0.00	103170	0.03	4445	4445.00	4445.00	1	1	0.00	4445	0.03	0
457	105925	1	0.00	105925	0.03	4564	4564.00	4564.00	1	1	0.00	4564	0.03	0
458	105963	1	0.00	105963	0.03	4565	4565.00	4565.00	1	1	0.00	4565	0.03	0
459	107730	1	0.00	107730	0.04	4641	4641.00	4641.00	1	1	0.00	4641	0.04	0
460	113924	1	0.00	113924	0.04	4908	4908.00	4908.00	1	1	0.00	4908	0.04	0
461	119187	1	0.00	119187	0.04	5135	5135.00	5135.00	1	1	0.00	5135	0.04	0
462	132126	1	0.00	132126	0.04	5692	5692.00	5692.00	1	1	0.00	5692	0.04	0
463	132430	2	0.00	264860	0.09	11411	5705.50	5706.00	1	1	0.00	11412	0.09	1
464	132449	17	0.00	2251633	0.74	97007	5706.29	5706.00	1	1	0.02	97002	0.74	-5
465	132468	4	0.00	529872	0.17	22828	5707.00	5707.00	1	1	0.00	22828	0.17	0
466	133000	1	0.00	133000	0.04	5730	5730.00	5730.00	1	1	0.00	5730	0.04	0
467	135755	1	0.00	135755	0.04	5849	5849.00	5849.00	1	1	0.00	5849	0.04	0
468	141930	1	0.00	141930	0.05	6115	6115.00	6115.00	1	1	0.00	6115	0.05	0
469	158935	2	0.00	317870	0.10	13695	6847.50	6848.00	1	1	0.00	13696	0.10	1
470	159030	1	0.00	159030	0.05	6851	6851.00	6851.00	1	1	0.00	6851	0.05	0
471	172140	1	0.00	172140	0.06	7416	7416.00	7416.00	1	1	0.00	7416	0.06	0
472	172178	1	0.00	172178	0.06	7418	7418.00	7418.00	1	1	0.00	7418	0.06	0
473	180500	1	0.00	180500	0.06	7776	7776.00	7776.00	1	1	0.00	7776	0.06	0



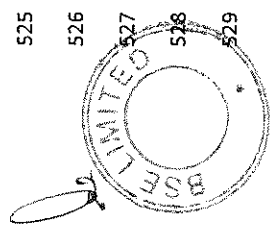
S.No	No. of Shares applied for (Category wise)	Number of applications received	% to total	Total No. of Shares applied in each category	% to total	Proportionate shares available	Allocation per Applicant		Ratio of allottees to applicants	Serial Number of Qualifying applicants	Number of successful applicants (after roundin off)	% to total	Total No. of Shares allocated/ allotted	% to total	Surplus/ Deficit
							Before rounding off	After rounding off							
(1)	(2)	(3)	(4)	(5)	(6)	(7)	(8)	(9)	(10)	(11)	(12)	(13)	(14)	(15)	(14)-(7) (16)
474	184243	1	0.00	184243	0.06	7938	7938.00	7938.00	1	1	1	0.00	7938	0.06	0
475	188461	1	0.00	188461	0.06	8119	8119.00	8119.00	1	1	1	0.00	8119	0.06	0
476	190000	2	0.00	380000	0.13	16372	8186.00	8186.00	1	1	2	0.00	16372	0.13	0
477	198664	9	0.00	1787976	0.59	77031	8559.00	8559.00	1	1	9	0.01	77031	0.59	0
478	198683	1	0.00	198683	0.07	8560	8560.00	8560.00	1	1	1	0.00	8560	0.07	0
479	198740	1	0.00	198740	0.07	8562	8562.00	8562.00	1	1	1	0.00	8562	0.07	0
480	199994	1	0.00	199994	0.07	8616	8616.00	8616.00	1	1	1	0.00	8616	0.07	0
481	205200	1	0.00	205200	0.07	8841	8841.00	8841.00	1	1	1	0.00	8841	0.07	0
482	211907	1	0.00	211907	0.07	9130	9130.00	9130.00	1	1	1	0.00	9130	0.07	0
483	217550	1	0.00	217550	0.07	9373	9373.00	9373.00	1	1	1	0.00	9373	0.07	0
484	222300	1	0.00	222300	0.07	9577	9577.00	9577.00	1	1	1	0.00	9577	0.07	0
485	224200	3	0.00	672600	0.22	28978	9659.33	9659.00	1	1	3	0.00	28977	0.22	-1
486	225150	1	0.00	225150	0.07	9700	9700.00	9700.00	1	1	1	0.00	9700	0.07	0
487	225169	1	0.00	225169	0.07	9701	9701.00	9701.00	1	1	1	0.00	9701	0.07	0
488	227810	1	0.00	227810	0.08	9815	9815.00	9815.00	1	1	1	0.00	9815	0.08	0
489	238393	3	0.00	715179	0.24	30812	10270.67	10271.00	1	1	3	0.00	30813	0.24	1
490	238412	1	0.00	238412	0.08	10271	10271.00	10271.00	1	1	1	0.00	10271	0.08	0
491	264898	5	0.00	1324490	0.44	57063	11412.60	11413.00	1	1	5	0.01	57065	0.44	2
492	278141	1	0.00	278141	0.09	11983	11983.00	11983.00	1	1	1	0.00	11983	0.09	0
493	317870	1	0.00	317870	0.10	13695	13695.00	13695.00	1	1	1	0.00	13695	0.10	0




S.No	No. of Shares applied for (Category wise)	Number of applications received	% total	Total No. of Shares applied in each category	% to total	Proportionate shares available	Allocation per Applicant		Ratio of allottees to applicants	Serial Number of Qualifying applicants	Number of successful applicants (after roundin off)	% to total	Total No. of Shares allocated/ allotted	% to total	Surplus/ Deficit
							Before rounding off	After rounding off							
(1)	(2)	(3)	(4)	(5)	(6)	(7)	(8)	(9)	(10)	(11)	(12)	(13)	(14)	(15)	(14)-(7)
494	331113	12	0.00	3973356	1.31	171184	14265.33	14265.00	1	1	12	0.01	171180	1.31	-4
495	331132	2	0.00	662264	0.22	28532	14266.00	14266.00	1	1	2	0.00	28532	0.22	0
496	331170	2	0.00	662340	0.22	28536	14268.00	14268.00	1	1	2	0.00	28536	0.22	0
497	337858	1	0.00	337858	0.11	14556	14556.00	14556.00	1	1	1	0.00	14556	0.11	0
498	357599	1	0.00	357599	0.12	15406	15406.00	15406.00	1	1	1	0.00	15406	0.12	0
499	383325	1	0.00	383325	0.13	16515	16515.00	16515.00	1	1	1	0.00	16515	0.13	0
500	397347	9	0.00	3576123	1.18	154070	17118.89	17119.00	1	1	9	0.01	154071	1.18	1
501	407550	1	0.00	407550	0.13	17558	17558.00	17558.00	1	1	1	0.00	17558	0.13	0
502	413896	1	0.00	413896	0.14	17832	17832.00	17832.00	1	1	1	0.00	17832	0.14	0
503	423833	1	0.00	423833	0.14	18260	18260.00	18260.00	1	1	1	0.00	18260	0.14	0
504	425030	1	0.00	425030	0.14	18312	18312.00	18312.00	1	1	1	0.00	18312	0.14	0
505	431300	2	0.00	862600	0.28	37163	18581.50	18582.00	1	1	2	0.00	37164	0.28	1
506	454309	1	0.00	454309	0.15	19573	19573.00	19573.00	1	1	1	0.00	19573	0.15	0
507	458375	1	0.00	458375	0.15	19748	19748.00	19748.00	1	1	1	0.00	19748	0.15	0
508	463562	2	0.00	927124	0.31	39943	19971.50	19972.00	1	1	2	0.00	39944	0.31	1
509	472625	1	0.00	472625	0.16	20362	20362.00	20362.00	1	1	1	0.00	20362	0.16	0
510	480985	1	0.00	480985	0.16	20722	20722.00	20722.00	1	1	1	0.00	20722	0.16	0
511	500004	2	0.00	1000008	0.33	43083	21541.50	21542.00	1	1	2	0.00	43084	0.33	1
512	529796	8	0.00	4238368	1.40	182601	22825.13	22825.00	1	1	8	0.01	182600	1.40	-1
513	596011	2	0.00	1192022	0.39	51356	25678.00	25678.00	1	1	2	0.00	51356	0.39	0




S.No	No. of Shares applied for (Category wise)	Number of applications received	% to total	Total No. of Shares applied in each category	% to total	Proportion to shares available	Allocation per Applicant		Ratio of allottees to applicants	Serial Number of Qualifying applicants	Number of successful applicants (after rounding off)	% to total	Total No. of Shares allocated/ allotted	% to total	Surplus/ Deficit
							Before rounding off	After rounding off							
(1)	(2)	(3)	(4)	(5)	(6)	(7)	(8)	(9)	(10)	(11)	(12)	(13)	(14)	(15)	(16)
514	662245	24	0.00	15893880	5.25	684755	28531.46	28531.00	1	1	24	0.03	684744	5.25	-11
515	662264	1	0.00	662264	0.22	28532	28532.00	28532.00	1	1	1	0.00	28532	0.22	0
516	665665	1	0.00	665665	0.22	28679	28679.00	28679.00	1	1	1	0.00	28679	0.22	0
517	679250	3	0.00	2037750	0.67	87792	29264.00	29264.00	1	1	3	0.00	87792	0.67	0
518	685691	1	0.00	685691	0.23	29542	29542.00	29542.00	1	1	1	0.00	29542	0.23	0
519	688465	2	0.00	1376930	0.45	59322	29661.00	29661.00	1	1	2	0.00	59322	0.45	0
520	688731	2	0.00	1377462	0.45	59345	29672.50	29673.00	1	1	2	0.00	59346	0.45	1
521	689700	1	0.00	689700	0.23	29714	29714.00	29714.00	1	1	1	0.00	29714	0.23	0
522	689852	1	0.00	689852	0.23	29721	29721.00	29721.00	1	1	1	0.00	29721	0.23	0
523	703950	1	0.00	703950	0.23	30328	30328.00	30328.00	1	1	1	0.00	30328	0.23	0
524	728460	1	0.00	728460	0.24	31384	31384.00	31384.00	1	1	1	0.00	31384	0.24	0
525	788082	1	0.00	788082	0.26	33953	33953.00	33953.00	1	1	1	0.00	33953	0.26	0
526	794580	1	0.00	794580	0.26	34233	34233.00	34233.00	1	1	1	0.00	34233	0.26	0
527	794713	5	0.00	3973565	1.31	171193	34238.60	34239.00	1	1	5	0.01	171195	1.31	2
528	860814	1	0.00	860814	0.28	37086	37086.00	37086.00	1	1	1	0.00	37086	0.28	0
529	873145	1	0.00	873145	0.29	37618	37618.00	37618.00	1	1	1	0.00	37618	0.29	0
530	906870	1	0.00	906870	0.30	39071	39071.00	39071.00	1	1	1	0.00	39071	0.30	0
531	927143	1	0.00	927143	0.31	39944	39944.00	39944.00	1	1	1	0.00	39944	0.31	0
532	927162	6	0.00	5562972	1.84	239669	39944.83	39945.00	1	1	6	0.01	239670	1.84	1
533	993320	1	0.00	993320	0.33	42795	42795.00	42795.00	1	1	1	0.00	42795	0.33	0



S.No	No. of Shares applied for (Category wise)	Number of applications received	% to total	Total No. of Shares applied in each category	Proportion to shares available	Allocation per Applicant		Ratio of allottees to applicants	Serial Number of Qualifying applicants	Number of successful applicants (after roundin off)	% to total	Total No. of Shares allocated/ allotted	% to total	Surplus/ Deficit	
						Before rounding off	After rounding off								
(1)	(2)	(3)	(4)	(5)	(6)	(7)	(8)	(9)	(10)	(11)	(12)	(13)	(14)	(15)	(16)
534	993377	3	0.00	2980131	0.98	128393	42797.67	42798.00	1	1	3	0.00	128394	0.98	1
535	1018875	1	0.00	1018875	0.34	43896	43896.00	43896.00	1	1	1	0.00	43896	0.34	0
536	1050016	2	0.00	2100032	0.69	90476	45238.00	45238.00	1	1	2	0.00	90476	0.69	0
537	1059592	1	0.00	1059592	0.35	45650	45650.00	45650.00	1	1	1	0.00	45650	0.35	0
538	1059611	1	0.00	1059611	0.35	45651	45651.00	45651.00	1	1	1	0.00	45651	0.35	0
539	1178798	1	0.00	1178798	0.39	50786	50786.00	50786.00	1	1	1	0.00	50786	0.39	0
540	1208875	1	0.00	1208875	0.40	52082	52082.00	52082.00	1	1	1	0.00	52082	0.40	0
541	1218470	1	0.00	1218470	0.40	52495	52495.00	52495.00	1	1	1	0.00	52495	0.40	0
542	1324300	1	0.00	1324300	0.44	57055	57055.00	57055.00	1	1	1	0.00	57055	0.44	0
543	1324490	10	0.00	13244900	4.37	570630	57063.00	57063.00	1	1	10	0.01	570630	4.37	0
544	1358500	2	0.00	2717000	0.90	117056	58528.00	58528.00	1	1	2	0.00	117056	0.90	0
545	1517150	1	0.00	1517150	0.50	65363	65363.00	65363.00	1	1	1	0.00	65363	0.50	0
546	1589388	1	0.00	1589388	0.52	68476	68476.00	68476.00	1	1	1	0.00	68476	0.52	0
547	1589407	1	0.00	1589407	0.52	68476	68476.00	68476.00	1	1	1	0.00	68476	0.52	0
548	1788071	1	0.00	1788071	0.59	77035	77035.00	77035.00	1	1	1	0.00	77035	0.59	0
549	1908360	1	0.00	1908360	0.63	82218	82218.00	82218.00	1	1	1	0.00	82218	0.63	0
550	1986754	3	0.00	5960262	1.97	256786	85595.33	85595.00	1	1	3	0.00	256785	1.97	-1
551	2069556	1	0.00	2069556	0.68	89163	89163.00	89163.00	1	1	1	0.00	89163	0.68	0
552	2317867	1	0.00	2317867	0.77	99861	99861.00	99861.00	1	1	1	0.00	99861	0.77	0
553	2377375	1	0.00	2377375	0.78	102424	102424.00	102424.00	1	1	1	0.00	102424	0.78	0



S.No	No. of Shares applied for (Category wise)	(2)	(3)	(4)	(5)	(6)	(7)	Allocation per		(9)	(10)	(11)	(12)	(13)	(14)	(15)	(16)
								Proportion to total available shares	Applicant Before rounding off								
554	2384120	1	0.00	2384120	0.79	102715	102715.00	102715.00	102715.00	102715.00	1	1	1	0.00	102715	0.79	0
555	2450316	2	0.00	4900632	1.62	211134	105567.00	105567.00	105567.00	105567.00	1	1	2	0.00	211134	1.62	0
556	2516550	1	0.00	2516550	0.83	108420	108420.00	108420.00	108420.00	108420.00	1	1	1	0.00	108420	0.83	0
557	2621411	1	0.00	2621411	0.87	112938	112938.00	112938.00	112938.00	112938.00	1	1	1	0.00	112938	0.87	0
558	2648999	6	0.00	15893994	5.25	684760	114126.67	114127.00	114127.00	114127.00	1	1	6	0.01	684762	5.25	2
559	2662242	1	0.00	2662242	0.88	114697	114697.00	114697.00	114697.00	114697.00	1	1	1	0.00	114697	0.88	0
560	2757755	1	0.00	2757755	0.91	118812	118812.00	118812.00	118812.00	118812.00	1	1	1	0.00	118812	0.91	0
561	2779700	1	0.00	2779700	0.92	119758	119758.00	119758.00	119758.00	119758.00	1	1	1	0.00	119758	0.92	0
562	2913897	1	0.00	2913897	0.96	125539	125539.00	125539.00	125539.00	125539.00	1	1	1	0.00	125539	0.96	0
563	2980131	2	0.00	5960262	1.97	256786	128393.00	128393.00	128393.00	128393.00	1	1	2	0.00	256786	1.97	0
564	3040000	1	0.00	3040000	1.00	130972	130972.00	130972.00	130972.00	130972.00	1	1	1	0.00	130972	1.00	0
565	3046346	1	0.00	3046346	1.01	131246	131246.00	131246.00	131246.00	131246.00	1	1	1	0.00	131246	1.01	0
566	3311244	8	0.00	26489952	8.74	1141266	142658.25	142658.00	142658.00	142658.00	1	1	8	0.01	1141264	8.74	-2
567	3451350	1	0.00	3451350	1.14	148694	148694.00	148694.00	148694.00	148694.00	1	1	1	0.00	148694	1.14	0
568	3529269	1	0.00	3529269	1.16	152051	152051.00	152050.00	152050.00	152050.00	1	1	1	0.00	152050	1.16	-1
569	3642376	1	0.00	3642376	1.20	156924	156924.00	156923.00	156923.00	156923.00	1	1	1	0.00	156923	1.20	-1
570	3933760	1	0.00	3933760	1.30	169478	169478.00	169477.00	169477.00	169477.00	1	1	1	0.00	169477	1.30	-1
571	4125299	1	0.00	4125299	1.36	177730	177730.00	177729.00	177729.00	177729.00	1	1	1	0.00	177729	1.36	-1
572	4569519	1	0.00	4569519	1.51	196868	196868.00	196867.00	196867.00	196867.00	1	1	1	0.00	196867	1.51	-1
573	5297998	2	0.00	10595996	3.50	456507	228253.50	228253.00	228253.00	228253.00	1	1	2	0.00	456506	3.50	-1



S.No	No. of Shares applied for (Category wise)	Number of applications received	% to total	Total No. of Shares applied in each category	% to total	Proportionate shares available	Allocation per Applicant		Ratio of allottees to applicants	Serial Number of Qualifying applicants	Number of successful applicants (after rounding off)	% to total	Total No. of Shares allocated/ allotted	% to total	Surplus/ Deficit
							Before rounding off	After rounding off							
(1)	(2)	(3)	(4)	(5)	(6)	(7)	(8)	(9)	(10)	(11)	(12)	(13)	(14)	(15)	(16)
574	6556273	1	0.00	6556273	2.16	282464	282464.00	282463.00	1	1	1	0.00	282463	2.16	-1
575	6622507	1	0.00	6622507	2.19	285317	285317.00	285316.00	1	1	1	0.00	285316	2.19	-1
GRAND TOTAL		494970	100.00	302966153	100.00	13052680	13052680	13052680	87723	100.00	13052680	100.00	13052680	100.00	0

We have verified and approved this basis of allotment e-document:

Intermediaries	Name of Entity	Name of signatory	Designation	Accept/Reject	Date
RTA	Link Intime India Private Limited	Narayan S	Company Secretary and Compliance Officer	Accepted	03/11/2020 21:12
Issuer/ Company	SBI Cards and Payment Services Limited	Payal M Chhabra	AVP	Accepted	03-11-2020 21:44:00 (Approved through Email)
BRLM	HSBC Securities and Capital Markets (India) Private	Ayush Jain	AD	Accepted	03/11/2020 21:19
BRLM	DSP Merrill Lynch Limited	Vikram Khaitan	Director	Accepted	03/11/2020 21:11
BRLM	Axis Capital Limited	Simran Gadh	Vice President - Corporate Finance	Accepted	03/11/2020 21:17
BRLM	HSBC Securities and Capital Markets (India) Private	Sanjana Maniar	Analyst	Accepted	03/11/2020 21:14
BRLM	Kotak Mahindra Capital Company Limited	Sumit Agarwal	Director - ECF	Accepted	03/11/2020 21:24
BRLM	Financial Advisory and Securities (India) Private	Vishal Kanjani	Vice President	Accepted	03/11/2020 21:21
BRLM	SBI Capital Markets Limited	Sambit Rath	Assistant Vice President	Accepted	03/11/2020 21:10

For BSE LTD

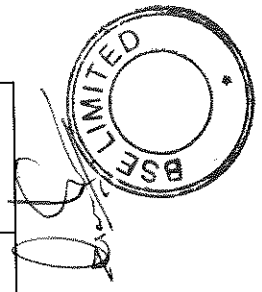
Intermediaries	Name of Entity	Name of signatory	Designation	Accept/Reject	Date & Time
Exchange	BSE	Garish Joshi	Trading Operations and Compliance	Accepted	03/11/2020 21:26
Exchange	BSE	Jayesh Shah	GM	Accepted	03/11/2020 21:39

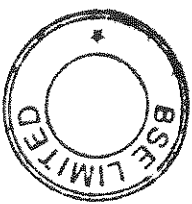
Designate
d
BSE
LTD.

Authorised
Employee
Mr. Manu Thomas

Designatio
n
Head, Listing Reviewer

Date and
Time
03/11/2020 21:44





Mr. Manu Thomas
Head, Listing Reviewer

Designated Exchange: BSE LTD.
Authorized Employee: Mr. Manu Thomas
Designation: Head, Listing Reviewer
Date and Time: 03-11-2020 21:44

Name of Entity	Designation	Accepted/Rejected	Date
Lakshmi Kasa (India) Private Limited	Company Secretary and Compliance Officer	Accepted	03-11-2020 21:12
SBI Cards and Payment Services	AVP	Accepted	03-11-2020 21:44
HSBC Securities and Capital Markets (India) Private Limited	MD	Accepted	03-11-2020 21:19
OSF Merit Lynch	Director	Accepted	03-11-2020 21:11
Asia Capital Limited	Vice President - Corporate Finance	Accepted	03-11-2020 21:17
HSBC Securities and Capital Markets (India) Private Limited	Analyst	Accepted	03-11-2020 21:14
Koak Mutuals Capital Company Limited	Director - ECF	Accepted	03-11-2020 21:24
Nomura Financial Advisory and Securities (India) Private Limited	Vice President	Accepted	03-11-2020 21:21
SBI Capital Markets Limited	Assistant Vice President	Accepted	03-11-2020 21:10

We have verified and approved this basis of statement document:

Number of Shares applied	Ratio of Allottees to Applicants	Successful Applicants
19	19	27,37,82,102,150,171,196,202,219,235,263,269,279,344,360,368,421,433,440
38	28	6,244,248,262,263,309
57	19	10,15,25,31,32,41,43,46,48,49,68,78,84,97,98,102,111,113,116
76	5	3,6,14,18,28
95	14	9,15,25,33,34,35,39,40,41,43,47,49,51,55
114	23	8,9,14,19,23,24,29,30,32,37,44,46,50,51,52,61,62,65,66,74,75,80,86
133	19	2,3,4,5,16,19,21,25,29,30,34,35,38,45,51,54,56,61,62
152	10	4,6,7,8,12,18,22,23,25,27
171	19	3,7,10,11,13,14,15,18,19,20,21,24,26,28,34,36,40,46,47
190	28	1,3,6,7,13,14,16,17,18,19,20,21,22,25,26,29,34,35,39,40,44,46,47,50,53,54,59,65
209	46	61,67,69,70,73,75,76,78,81,86,88,89,90,94,96,97
228	61	1,2,3,6,8,9,13,15,16,19,20,22,28,29,33,34,36,40,42,45,48,49,51,52,53,54,55,56,59,60,62,63,66,69,70,73,76,77,78,80,81,82,83,84,87,90,91,92,94,97,98,99,100,103,104,105,10
247	261	466
266	26	43
285	9	14
304	29	43
323	12	17
342	18	23
361	4	5
380	69	81
399	19	21
418	9	10

Public Offer of 13719314 equity shares of Rs 10/- each (comprising of a Fresh issue of 6622516 and an Offer for Sale of 130526798 equity shares)

NAME OF THE COMPANY : SBI Cards and Payment Services Limited - IPO

ISSUED FOR CASH AT A PRICE OF RS 75/- PER EQUITY SHARE

Annexure-IV

Successful Applicants

Category

Number of Shares applied

Ratio of Allottees to Applicants

Successful Applicants

Annexure-IV

NAME OF THE COMPANY : SBI Cards and Payment Services Limited - IPO

ISSUED FOR CASH AT A PRICE OF RS 75/- PER EQUITY SHARE

Public Offer of 13719314 equity shares of Rs 10/- each (comprising of a Fresh issue of 6622516 and an Offer for Sale of 130526798 equity shares)